

The PGT120 is an electronic test apparatus for checking personnel grounding systems such as electrostatic wrist straps and conductive footwear.

The unit operates with 3 independent measuring circuits for the left shoe, the right shoe and the wrist strap. This makes it possible to measure all the values at the same time.


The positive testing of one or both grounding systems can be selected via the DIP switch.

When used in combination with a turnstile or a similar singularization system without activating the measuring plate, the footwear test can be made by way of a series circuit from the left shoe to the right shoe via the body (hands-free mode).

The test result is signalled optically, audibly (in the event of errors) and via a floating relay contact.

The tests can be made in any order.

Technical Information



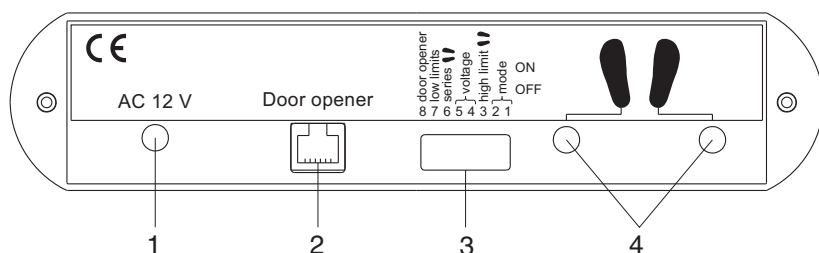
F7100Y

Personnel Grounding Tester PGT120

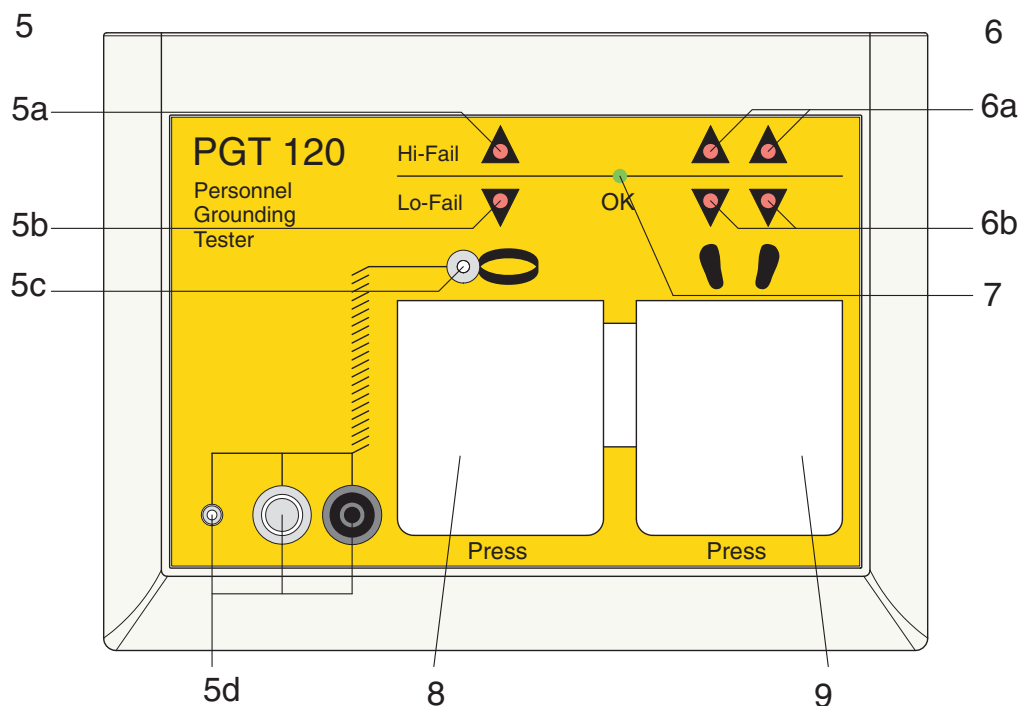
TI-en-1022-1111



Operating elements and connections PGT120



Z00584y



Z00585y

- | | | | |
|---|--------------------------------------|----|--|
| 1 | Socket for external power supply | | |
| 2 | Socket for door opener | | |
| 3 | DIP-switches 1 - 8 | | |
| 4 | Sockets for footwear electrode | | |
| 5 | Wrist strap test | 5a | LED Hi-Fail: upper limit exceeded |
| | | 5b | LED Lo-Fail: below low limit |
| | | 5c | Male snap 3 mm |
| | | 5d | Connections for wrist strap test |
| | | | Male snap 4 mm, male snap 10 mm, socket 4 mm |
| 6 | Footwear test | 6a | LED Hi-Fail: upper limit exceeded |
| | | 6b | LED Lo-Fail: below low limit |
| 7 | LED OK: measured value in the limit | | |
| 8 | Measuring plate for wrist strap test | | |
| 9 | Measuring plate for footwear test | | |

Technical specifications PGT120

Operating voltage	9 V E 6F22 battery external power supply 230 V / 50 Hz
Test voltage (open circuit, switchable)	30 V \pm 10% 50 V \pm 10% 100 V \pm 10%
Operating conditions	15°C ... 40°C, up to 75 % relative humidity, non condensing
Storage conditions	-10°C ... 60°C, up to 85 % relative humidity, non condensing
Operating mode (switchable)	separate test OR test in parallel AND only wrist strap only shoes hands-free-mode
Connections	
Wrist strap	10 mm snap, 4 mm snap, 4 mm socket
Footwear electrode	2 sockets 4 mm
Door opener / counter	western socket 6-pin RJ-12
External power supply	socket for the external 12 VAC supply
Measuring ranges (switchable)	
Wrist strap	750 kOhm ... 35 MOhm (0 Ohm ... 35 MOhm)
Single shoes	100 kOhm ... 70 MOhm (0 Ohm ... 70 MOhm) (100 kOhm ... 35 MOhm) (0 Ohm ... 35 MOhm)
Shoes, in series circuit	200 kOhm ... 140 MOhm (0 Ohm ... 140 MOhm (Hands-free-Modus)
Tolerance	\pm 10%
Signals	
Green LED	"OK"
Red LEDs and buzzer	"Hi-Fail" oder "Lo-Fail"
Door opener	potential-free change-over contact "OK"
Door opener time	3 seconds
Contact ratings	
Max. voltage	60 V
Max. current	2 A
Max. power	50 VA
Weight	approx. 500 g
Dimensions	150 x 200 x 63 mm
Serial number	on the unit side



Eltex offices and agencies

The addresses of all
Eltex agencies can be
found on our website at
www.eltex.com



z01007y



Eltex-Elektrostatik-Gesellschaft mbH
Blauenstraße 67-69, D-79576 Weil am Rhein

Phone +49 (0) 76 21/ 79 05 - 230

Fax +49 (0) 76 21/ 79 05 - 330

eMail static-control@eltex.com

Internet www.eltex.com