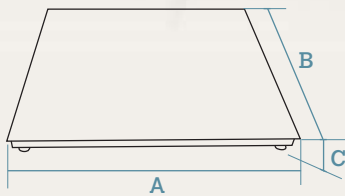


4EH




Dimensions DATA IN mm



A	B	C (min.)	C (max.)
800	800	110	130
1,000	1,000	110	130
1,200	1,200	110	130
1,200	1,500	110	130
1,500	1,500	110	130



PIT



TOP-OF-FLOOR



4 LOAD
CELLS



METROLOGICAL
VERIFICATION
OPTIONAL (EU)

Packaging measures:

800 x 800 mm:	L820 x W820 x H120 mm
1,000 x 1,000 mm:	L1,020 x W1,020 x H120 mm
1,200 x 1,200 mm:	L1,220 x W1,220 x H120 mm
1,200 x 1,500 mm:	L1,220 x W1,520 x H120 mm
1,500 x 1,500 mm:	L1,520 x W1,520 x H120 mm

Gross weight:

800 x 800 mm:	58 kg
1,000 x 1,000 mm:	72 kg
1,200 x 1,200 mm:	95 kg
1,200 x 1,500 mm:	152 kg
1,500 x 1,500 mm:	170 kg

Specifications

Main characteristics

- Pit or top-of-floor weighing platform.
- 4 load cells.
- Valid for legal metrology (see section on equipment metrological verification).

Construction

- Structure:
 - › Painted steel (RAL 5004).
- Plate:
 - › 5 mm thick embossed sheet.
- 4 nickel steel load cells (IP67).

- ABS junction box (IP66).
- Removable cover to facilitate installation and access to load cells.
- 5 m cable to connect the load cells to a weight indicator.
- Height adjustable feet.

Possible integration with other equipment

- Dibal weight indicators.
- Cely weight indicators.
- Dibal LP-545 manual weigh-price labeller.
- Cely PC-60 piece counting scale.

Models

RANGE 600 kg (3,000 divisions)

800 x 800 mm

Ref.:
71HPTH0105___ + BCES0096

RANGE 1,500 kg (3,000 divisions)

1,000 x 1,000 mm

Ref.:
71HPTH0207___ + BCES0096

1,200 x 1,200 mm

Ref.:
71HPTH1207___ + BCES0096

1,200 x 1,500 mm

Ref.:
71HPTH1307___ + BCES0096

1,500 x 1,500 mm

Ref.:
71HPTH0607___ + BCES0096

RANGE 3,000 kg (3,000 divisions)

1,000 x 1,000 mm

Ref.:
71HPTH0209___ + BCES0096

1,200 x 1,200 mm

Ref.:
71HPTH1209___ + BCES0096

1,200 x 1,500 mm

Ref.:
71HPTH1309___ + BCES0096

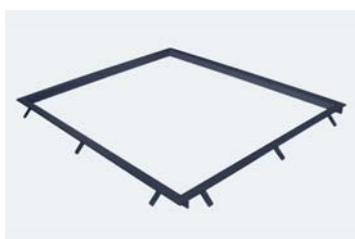
1,500 x 1,500 mm

Ref.:
71HPTH0609___ + BCES0096

Accessories



> Iron ramp



> Iron frame



> Iron pit frame



> St. steel column for indicator

Accessories	Platform model	Ref.
800 x 840 mm iron ramp	800 x 800 mm.	71HRH0100
Iron frame		71HMH0100
Iron pit frame		71HCH0100
1,000 x 840 mm iron ramp	1,000 x 1,000 mm.	71HRH0200
Iron frame		71HMH0200
Iron pit frame		71HCH0200
1,200 x 840 mm iron ramp	1,200 x 1,200 mm.	71HRH1200
Iron frame		71HMH1200
Iron pit frame		71HCH1200
1,200 x 840 mm iron ramp	1,200 x 1,500 mm.	71HRH1200
1,500 x 840 mm iron ramp		71HRH0600
Iron frame		71HMH1300
Iron pit frame	71HCH1300	
1,500 x 840 mm iron ramp	1,500 x 1,500 mm.	71HRH0600
Iron frame		71HMH0600
Iron pit frame		71HCH0600
H1,000 mm stainless steel column for indicator	800 x 800 / 1,000 x 1,000 / 1,200 x 1,200 / 1,200 x 1,500 / 1,500 x 1,500 mm.	BB-C2610