

BEULCO®

Tapping valves.



■ made
■ in
■ Germany


Rehbein
Technologie in Anbohr-Armaturen

VAS

**WE GET
THROUGH
EVERYTHING.**


A tapping valve is used to connect domestic service lines and is the transition from the main supply pipe to the building. It realizes a branch, without taking the supply line out of service and thus avoids the impairment of entire districts or supply areas.

The product range is characterized by special properties that differ significantly from other types of fittings on the market.

Sealing surfaces

The plastic inner lining of the models 250, 752 and 762 serves as a sealing surface in addition to the protection against deposits. This has the advantage that no elastomeric seals are needed - thus misalignments and porosities are avoided.

Models 290 and 295 are sealed with PTFE seals.



Vario Seal / Variable Foot (Model 250, 290 and 295)

The valve base with integrated Vario-seal can be used for cast iron, steel and AZ pipes in the dimensions DN 80-500. The cooperating seal adapts to the dimension of the pipe. Therefore, the same fitting can be used for each channel and tube.

The sealing material complies with the KTW-recommendations of the UBA and the requirements acc. to DVGW-Worksheet W 270.

VLUX® connection technology

The VLUX®-connection is a threadless technique for a simple, fast and clean connection without additional sealing.

In addition to the usual threaded outlets, the valves can also be equipped with the VLUX® system. The VLUX® system realizes a threadless outgoing connection and allows the variable use of all common connection screw connections.

A size chart with the outside diameters for cast iron, steel, plastic and asbestos cement pipes can be found on our website.

Tapping valve bracket with ball pre-shutoff Model 250

High-lift fitting with ball pre-shutoff for tapping without the use of auxiliary shut-off devices. There is only one connector with patented Vario-seal necessary for the whole nominal size range from DN 80 to DN 500. The Vario-seal gets factory-mounted into the connector, so unintentional twisting or loss at the construction site can be avoided. The seal material corresponds to the KTW-recommendations of the Federal Environment Agency (UBA) as well as to the requirements acc. to DVGW W270.

Model

- for tapping: 1" - 1½"
- with Vario-seal
- with ball pre-shutoff
- with stainless-steel spindle
- with plastic inner lining
- surface protection: EKB blue
- acc. to DIN 3543
- mounting screws, nuts and washers:
Niro A2 or A4
- outflow variations: 1" female thread - 2" female thread or **VLUX®**

Application

- for **cast iron-, steel- and asbestos cement pipes**
DN 80 - 500
- for unsheathed upper tapping under pressure
without auxiliary shut-off devices
- for water until PN 16

Accessories

- for cast iron-, steel- and asbestos cement pipes:
stainless bracket with plastic calotte
- with drilling device and accessories
for tapping
- **VLUX®** accessories
- screw caps
- installation fittings



Tapping valve bracket with ball pre-shutoff - upper outflow Model 290

Flat slider with ball pre-shutoff for water until PN 16 (optional for gas until PN 5) and for upper tapping 1" - 1½" under pressure. The connector has an extremely low height, which minimizes the excavation. After upper tapping the outflow gets realized by an elbow union. As an integrated stop valve the fitting uses a chrome-plated switching ball, which is driven from an outer angle. The maximum possible tapping is 1½". There is only one connector with patented Vario-seal necessary for the whole nominal size range from DN 80 to DN 500. The Vario-seal gets factory-mounted into the connector, so unintentional twisting or loss at the construction site can be avoided. The seal material corresponds to the KTW-recommendations of the Federal Environment Agency (UBA) as well as to the requirements acc. to DVGW W270.

Model

- for tapping: 1" - 1½"
- with Vario-seal
- with ball pre-shutoff
- with stainless-steel spindle
- with plastic inner lining
- surface protection: EKB blue
- acc. to DIN 3543
- mounting screws, nuts and washers:
Niro A2 or A4
- outflow variations: on top 1¼" female thread - 2" female thread or **VLUX®**

Application

- for **cast iron-, steel- and asbestos cement pipes**
DN 80 - 500
- for unsheathed upper tapping under pressure
without auxiliary shut-off devices
- for water until PN 16
- **optional** for gas until PN 5

Accessories

- for cast iron-, steel- and asbestos cement pipes:
stainless bracket with plastic calotte
- with drilling device and accessories
for tapping
- **VLUX®** accessories
- screw caps
- installation fittings



Tapping valve bracket with ball pre-shutoff Model 295

Flat slider with stop valve for water until PN 16 (optional for gas until PN 5) and for upper tapping 1" - 1½" under pressure. Thread outlet 1" - 1½" parallel to the supply line. The connector has an extremely low height, which minimizes the excavation. After upper tapping the outflow gets realized by an elbow union. After upper tapping the outflow gets realized by an elbow union. As an integrated stop valve the fitting uses a chrome-plated switching ball, which is driven from an outer angle. The maximum possible tapping is 1½". There is only one connector with patented Vario-seal necessary for the whole nominal size range from DN 80 to DN 500. The Vario-seal gets factory-mounted into the connector, so unintentional twisting or loss at the construction site can be avoided. The seal material corresponds to the KTW-recommendations of the Federal Environment Agency (UBA) as well as to the requirements acc. to DVGW W270.

Model

- for tapping: 1" - 1½"
- with Vario-seal
- with ball pre-shutoff
- with stainless-steel spindle
- with plastic inner lining
- surface protection: EKB blue
- acc. to DIN 3543
- mounting screws, nuts and washers:
Niro A2 or A4
- outflow variations:
lateral 1¼" female thread, 1½" female thread oder **VLUX**®
on top 1¼" female thread - 2" female thread oder **VLUX**®

Application

- for **cast iron-, steel- and asbestos cement pipes**
DN 80 - 500
- for unsheathed upper tapping under pressure
without auxiliary shut-off devices
- for water until PN 16
- **optional** for gas until PN 5

Accessories

- for cast iron-, steel- and asbestos cement pipes:
stainless bracket with plastic calotte
- with drilling device and accessories
for tapping
- **VLUX**® accessories
- screw caps
- installation fittings



Tapping valve bridge with lateral outflow Model 752

Tapping valve bridge with stop valve and for tapping 1½" - 2". The combined rubber insert between fitting and pipe is chambered and has three sealing collars. The tapping has to be closed over the lateral outflow with an auxiliary shut-off device and has to be sealed until the upper part of the valve is mounted again. Depending on the dimension the upper part might be needed with a fitting mating clamp. The seal material corresponds to the KTW-recommendations of the Federal Environment Agency (UBA) as well as to the requirements acc. to DVGW W270.

Model

- for tapping: 1" - 1½"
- with Vario-seal
- with ball pre-shutoff
- with stainless-steel spindle
- with plastic inner lining
- surface protection: EKB blue
- acc. to DIN 3543
- mounting screws, nuts and washers:
Niro A2 or A4
- outflow variations: 1½" female thread, 2" female thread
or **VLUX**[®]

Application

- for plastic pipes (**PE oder PVC**) DN 50 - 200
- for unsheathed upper tapping under pressure
with auxiliary shut-off devices
- for water until PN 16

Accessories

- with drilling device and accessories
for tapping
- **VLUX**[®] accessories
- auxiliary shut-off device
- screw caps
- installation fittings



Tapping valve bridge with lateral outflow and integrated Niro-tapping cutter Model 762

Tapping valve bridge with stop valve and for tapping 1½". The upper part of the milling valve for tapping is already mounted under pressure - ready for use. The tapping cutter with chambered sleeve prevents the drilling chips from being flushed out. The seal material corresponds to the KTW-recommendations of the Federal Environment Agency (UBA) as well as to the requirements acc. to DVGW W270.

Model

- for tapping: 1½"
- connector with combined rubber insert
- support bracket with rubber insert
- upper part of the milling valve: MS 58 (CW614N)
- with Niro-tapping cutter for PE and PVC
- surface protection: EKB blue
- with plastic inner lining
- acc. to DIN 3543
- mounting screws, nuts and washers:
Niro A2 or A4
- outflow variations: 1½" female thread, 2" female thread
or **VLUX**®

Application







- for plastic pipes (**PE oder PVC**) DN 50 - 200
- for water PN 16 until DN 150
for water PN 10 until DN 200

Accessories










- with drilling device and accessories
for tapping
- **VLUX**® accessories
- screw caps
- installation fittings



Overview

| Image | Description | Page | Image | Description | Page |
|---|---|------|---|--|------|
|  | Tapping valve bracket Model 250 ● | 10 |  | HB-Niro bracket Model 02 | 11 |
|  | Tapping valve bracket Model 290 ● | 10 |  | Tapping valve bridge Model 752 ● | 12 |
|  | Tapping valve bracket Model 295 ● | 10 |  | Tapping valve bridge with integrated Niro-tapping cutter Model 762 ● | 13 |

Accessories

| | | | | | |
|---|--|----|---|---|----|
|  | Small drilling device Model 800.1 | 14 |  | Screw cap set Model 800.6 | 15 |
|  | Threaded screw Model 800.2 ● | 14 |  | VLUX®- tapping adapter Model 940.1 ● | 15 |
|  | Flush sleeve Model 800.3 ● | 14 |  | VLUX®-connection adapter Model 940.2 ● | 16 |
|  | Seal Model 800.4 ● | 15 |  | Telescope-installation fitting Model 8065 | 16 |
|  | Auxiliary shut-off device Model 800.5 ● | 15 | | | |



TAPPING VALVE BRACKET
Model 250

for cast iron-, steel- and asbestos cement pipes* DN 80-500
with lateral outflow and ball pre-shutoff
(further information regarding this model cf. page 4)

Item may differ from the picture.

| model | D | pkg. unit | EAN no. 4027848- |
|--------------------------------------|---|-----------|------------------|
| 1" female thread | ● | 1 | 378333 |
| 1 1/4" female thread | ● | 1 | 378340 |
| 1 1/2" female thread, tapping 1 1/4" | ● | 1 | 378357 |
| 1 1/2" female thread | ● | 1 | 378364 |
| 2" female thread | ● | 1 | 378371 |
| VLUX® | ● | 1 | 378388 |
| double-VLUX® | ● | 1 | 378395 |



TAPPING VALVE BRACKET
Model 290

for cast iron-, steel- and asbestos cement pipes DN 80-500
with ball pre-shutoff and upper outflow
(further information regarding this model cf. page 5)

Available for gas on request.

Item may differ from the picture.

| model | D | pkg. unit | EAN no. 4027848- |
|----------------------|---|-----------|------------------|
| 1 1/4" female thread | ● | 1 | 378401 |
| 1 1/2" female thread | ● | 1 | 378418 |
| 2" female thread | ● | 1 | 378425 |
| VLUX® | ● | 1 | 378432 |



TAPPING VALVE BRACKET
Model 295

for cast iron-, steel- and asbestos cement pipes DN 80-500
with ball pre-shutoff and lateral or upper outflow
(further information regarding this model cf. page 6)

Available for gas on request.

Item may differ from the picture.

| model | D | pkg. unit | EAN no. 4027848- |
|----------------------|---|-----------|------------------|
| 1 1/4" female thread | ● | 1 | 378449 |
| 1 1/2" female thread | ● | 1 | 378456 |
| 2" female thread | ● | 1 | 378463 |
| VLUX® | ● | 1 | 378470 |



HB-NIRO BRACKET Model 02

with calotte
for tapping valve brackets, Model 250, 290 and 295

Item may differ from the picture.

| model | nominal pressure | pkg. unit | EAN no. 4027848- |
|-------------------------------|------------------|-----------|------------------|
| ST DN80/G DN65/AZ DN65 | PN 10 | 1 | 378081 |
| ST DN100/G DN80/AZ DN80 | PN 10/12,5 | 1 | 378098 |
| ST Iso DN100/G DN100/AZ DN100 | PN 12,5/16 | 1 | 378104 |
| ST DN125/AZ DN100 | | 1 | 378111 |
| ST Iso DN125/G DN125 | PN 10/10,5/16 | 1 | 378128 |
| ST DN150/AZ DN125 | | 1 | 378135 |
| ST Iso DN150/G DN150 | | 1 | 378142 |
| ST/Iso DN175/G DN175/AZ DN150 | PN 10/12,5/16 | 1 | 378159 |
| ST/ST Iso DN200/G DN200 | | 1 | 378166 |
| ST/Iso DN225/G DN225/AZ DN200 | PN 10/12,5/16 | 1 | 378173 |
| ST/ST Iso DN250/G DN250 | | 1 | 378180 |
| AZ DN250 | PN 10/12,5 | 1 | 378197 |
| ST/ST Iso DN300/G DN300 | | 1 | 378203 |
| AZ DN300 | PN 10 | 1 | 378210 |
| ST DN325/ST Iso DN350/G DN325 | | 1 | 378227 |
| AZ DN300 | PN 12,5 | 1 | 378234 |
| ST DN350/G DN350 | | 1 | 378241 |
| ST/ST Iso DN400/AZ DN350 | PN 10 | 1 | 378258 |
| G DN100 | | 1 | 378265 |
| AZ DN400 | PN 10 | 1 | 378272 |
| ST DN450/G DN450/AZ DN400 | PN 12,5 | 1 | 378289 |
| AZ DN450 | PN 10 | 1 | 378296 |
| ST DN450/G DN450 | | 1 | 378302 |
| AZ DN500 | PN 10 | 1 | 378319 |
| ST DN500/ AZ DN450 | PN 12,5 | 1 | 379309 |

ST = steel pipe

G = cast iron pipe

AZ = asbestos cement pipe



TAPPING VALVE BRIDGE

Model 752

for plastic pipes (**PE oder PVC**) DN 50 - 200
with lateral outflow
(further information regarding this model cf. page 7)

Item may differ from the picture.

| model | D | pkg. unit | EAN no. 4027848- |
|------------------------------|---|-----------|------------------|
| DN80 x 1 1/2" female thread | ● | 1 | 378487 |
| DN80 x 2" female thread | ● | 1 | 378494 |
| DN80 x VLUX® | ● | 1 | 378500 |
| DN80 x Doppel-VLUX® | ● | 1 | 378517 |
| DN100 x 1 1/2" female thread | ● | 1 | 378524 |
| DN100 x 2" female thread | ● | 1 | 378531 |
| DN100 x VLUX® | ● | 1 | 378548 |
| DN100 x Doppel-VLUX® | ● | 1 | 378555 |
| DN100 x 1 1/2" female thread | ● | 1 | 378562 |
| DN100 x 2" female thread | ● | 1 | 378579 |
| DN100 x VLUX® | ● | 1 | 378586 |
| DN100 x Doppel-VLUX® | ● | 1 | 378593 |
| DN125 x 1 1/2" female thread | ● | 1 | 378609 |
| DN125 x 2" female thread | ● | 1 | 378616 |
| DN125 x VLUX® | ● | 1 | 378623 |
| DN125 x Doppel-VLUX® | ● | 1 | 378630 |
| DN150 x 1 1/2" female thread | ● | 1 | 378647 |
| DN150 x 2" female thread | ● | 1 | 378654 |
| DN150 x VLUX® | ● | 1 | 378661 |
| DN150 x Doppel-VLUX® | ● | 1 | 378678 |
| DN200 x 1 1/2" female thread | ● | 1 | 378685 |
| DN200 x 2" female thread | ● | 1 | 378692 |
| DN200 x VLUX® | ● | 1 | 378708 |
| DN200 x Doppel-VLUX® | ● | 1 | 378715 |



TAPPING VALVE BRIDGE

Model 762

for plastic pipes (**PE oder PVC**) DN 50 - 200
with lateral outflow
with integrated Niro-tapping cutter
(further information regarding this model cf. page 8)

Item may differ from the picture.

| model | D | pkg. unit | EAN no. 4027848- |
|------------------------------|---|--------------|---------------------|
| DN50 x 1 1/2" female thread | ● | 1 | 378722 |
| DN50 x 2" female thread | ● | 1 | 378739 |
| DN50 x VLUX® | ● | 1 | 378746 |
| DN80 x 1 1/2" female thread | ● | 1 | 378753 |
| DN80 x 2" female thread | ● | 1 | 378760 |
| DN80 x VLUX® | ● | 1 | 378777 |
| DN100 x 1 1/2" female thread | ● | 1 | 378784 |
| DN100 x 2" female thread | ● | 1 | 378791 |
| DN100 x VLUX® | ● | 1 | 378807 |
| DN100 x 1 1/2" female thread | ● | 1 | 378814 |
| DN100 x 2" female thread | ● | 1 | 378821 |
| DN100 x VLUX® | ● | 1 | 378838 |
| DN125 x 1 1/2" female thread | ● | 1 | 378845 |
| DN125 x 2" female thread | ● | 1 | 378852 |
| DN125 x VLUX® | ● | 1 | 378869 |
| DN150 x 1 1/2" female thread | ● | 1 | 378876 |
| DN150 x 2" female thread | ● | 1 | 378883 |
| DN150 x VLUX® | ● | 1 | 378890 |
| DN200 x 1 1/2" female thread | ● | 1 | 378906 |
| DN200 x 2" female thread | ● | 1 | 378913 |
| DN200 x VLUX® | ● | 1 | 378920 |



DRILLING DEVICE

Model 800.1

for tapping of tapping valves with threaded outflow and for all tapping valves up to 2"

(Picture with flush sleeve - please order separately)

Item may differ from the picture.

| | pkg. unit | EAN no. 4027848- |
|--|-----------|------------------|
| | 1 | 378937 |



THREADED SCREW

Model 800.2

used as connector between drilling device and tapping valve with special left-hand thread 10 Gg. or with usual left-hand thread 11 Gg. LH

Item may differ from the picture.

| model | D | pkg. unit | EAN no. 4027848- |
|--------------------------------------|---|-----------|------------------|
| 1" with special left-hand thread | ● | 1 | 378944 |
| 1 1/2" with special left-hand thread | ● | 1 | 378951 |
| 1 1/2" with usual left-hand thread | ● | 1 | 378968 |
| 2" with special left-hand thread | ● | 1 | 378975 |
| 2" with usual left-hand thread | ● | 1 | 378982 |



FLUSH SLEEVE

Model 800.3

used - as the threaded screw - as connector between drilling device and tapping valve; but with flushing tap dimensions and thread sizes are identical

Item may differ from the picture.

| model | D | pkg. unit | EAN no. 4027848- |
|--|---|-----------|------------------|
| 1" with special left-hand thread 10Gg flush sleeve | ● | 1 | 378999 |
| 1 1/2" with special left-hand thread 10Gg | ● | 1 | 379002 |
| 1 1/2" with usual left-hand thread 11 Gg LH | ● | 1 | 379019 |
| 2" with special left-hand thread 10Gg | ● | 1 | 379026 |
| 2" with usual left-hand thread 11Gg LH | ● | 1 | 379033 |

| | | |
|-------------|---|--------------------|
| APPLICATION | G | ● = Gas |
| | D | ● = Drinking water |



SEAL
Model 800.4

for threaded screw and flush sleeve

Item may differ from the picture.

| model | D | pkg. unit | EAN no. 4027848- |
|--|---|-----------|------------------|
| for threaded screw and flush sleeve 1" | ● | 1 | 379040 |
| for threaded screw and flush sleeve 1 1/2" | ● | 1 | 379057 |
| for threaded screw and flush sleeve 2" | ● | 1 | 379064 |



AUXILIARY SHUT-OFF DEVICE
Model 800.5

used as a shut-off while changing the drilling device and the upper part of the tapping valve; with outer thread, for tapping valves with inner-thread outflow for Model 752 and 762

Item may differ from the picture.

| model | D | pkg. unit | EAN no. 4027848- |
|--------------------------------|---|-----------|------------------|
| 1" with male thread 1 1/4" | ● | 1 | 379071 |
| 1 1/4" with male thread 1 1/4" | ● | 1 | 379088 |
| 1 1/2" with male thread 1 1/2" | ● | 1 | 379095 |
| 2" with male thread 2" | ● | 1 | 379101 |



SCREW CAP SET
Model 800.6

for nut M16
suitable for all models

Item may differ from the picture.

| model | pkg. unit | EAN no. 4027848- |
|-------|-----------|------------------|
| SW 24 | 1 | 379118 |



VLUX®-TAPPING ADAPTER
Model 940.1

used as connector between VLUX®-valves and the flush sleeve of the drilling device

Item may differ from the picture.

| model | D | pkg. unit | EAN no. 4027848- |
|--|---|-----------|------------------|
| 1 1/4" female thread 11g right/steel zinc-plated | ● | 1 | 379125 |
| 1 1/2" female thread 11g right/steel zinc-plated | ● | 1 | 379132 |
| 2" female thread 11g right/steel zinc-plated | ● | 1 | 379149 |
| 1 1/4" female thread 10g left/steel zinc-plated | ● | 1 | 379156 |
| 1 1/2" female thread 10g left/steel zinc-plated | ● | 1 | 379163 |
| 2" female thread 10g left/steel zinc-plated | ● | 1 | 379170 |
| 1 1/4" female thread 11g left/steel zinc-plated | ● | 1 | 379187 |
| 1 1/2" female thread 11g left/steel zinc-plated | ● | 1 | 379194 |
| 2" female thread 11g left/steel zinc-plated | ● | 1 | 379200 |



VLUX®-CONNECTION ADAPTER

Model 940.2

for PE-pipes
for variable use with all common tapping valves
for Model 250, 290, 295, 752 and 762

Available for gas on request.

Item may differ from the picture.

| model | D | pkg. unit | EAN no. 4027848- |
|----------------|---|--------------|---------------------|
| PE VLUX® DA 32 | ● | 1 | 379217 |
| PE VLUX® DA 40 | ● | 1 | 379224 |



TELESCOPE-INSTALLATION FITTING

Model 8065

continuously adjustable for flat sliders, tapping valve brackets etc.
with a square key-pipe, coupling sleeve, extraction retainer, cap, protecting pipe
and step-bell with a dirtproof fit,
pipes and castings are completely zinc-plated

Item may differ from the picture.

| for cover depth | pkg. unit | EAN no. 4027848- |
|-----------------|--------------|---------------------|
| 0,70-1,00m | 1 | 379231 |
| 0,85-1,30m | 1 | 379248 |
| 1,00-1,50m | 1 | 379255 |
| 1,25-1,80m | 1 | 379262 |
| 1,50-2,00m | 1 | 379279 |
| 1,70-2,70m | 1 | 379286 |

BEULCO®