



## LABELING SOLUTION FOR PALLETS

Easy identification and reliable distribution

**NOVEXX**   
SOLUTIONS

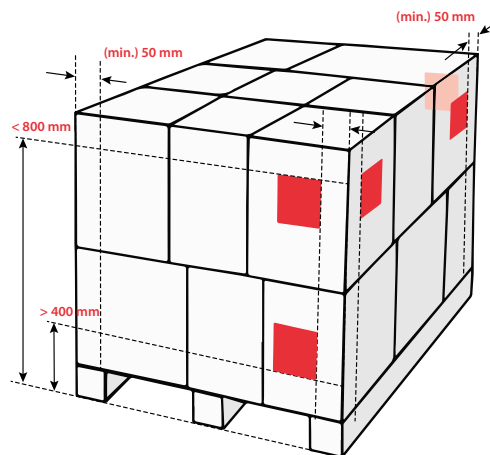
# WORLDWIDE ON THE SAFE SIDE – THE GS1 STANDARD

Ensure the correct labeling and seamless traceability of your pallets from the moment they leave your premises to when they arrive at the intended destination. Here's what you should pay attention to on your pallet label:

## LABELING IN ACCORDANCE WITH GS1\*

- The core element and mandatory part of the GS1 transport label is the SSCC (Serial Shipping Container Code), which allows traceability of the pallet along the entire supply chain
- Further information such as GLN (Global Location Number) of the delivery address, batch number or weights are also encoded in the GS1-128 label
- The fields, field length and code numbers are standardized so that all goods can be unambiguously identified with a barcode scanner
- All barcodes must be complete and fully readable
- The pallet label is in upright A5 format
- Normally, two labels are applied to a pallet on two adjacent sides


## POSITIONING THE PALLET LABEL



The barcode labels on pallets must be attached between 400 mm (lower edge of the lower barcode) and 800 mm (upper edge of the upper barcode) above the stand space. The label must be applied at least 50 mm away from all vertical edges to avoid damage.

\* The most common normative labeling rules can be found online at [www.gs1.org](http://www.gs1.org)

## THE CORRECT LAYOUT OF A GS1 LOGISTICS LABEL



**Header segment:** Contains information that can be formatted as desired, e.g. information on the consignor or consignee

**Middle segment:** Plain text statement of the information encoded in the barcode. The data content must be displayed in a character size of at least 7 mm

**Footer segment:** The data is encoded in a GS1-128 barcode. The SSCC is the only mandatory information on the transport label

# PRINT AND APPLY FULLY COMPLIANT PALLET LABELS

The XPU pallet labeler offers high levels of reliability, efficiency and user-friendliness, including demanding 24/7 applications, and delivers outstanding print results even in the rough conditions of a logistics environment.

## HIGH PRODUCTIVITY

- Reliable labeling of one or two adjacent pallet sides with just one pallet stop
- Up to 180 pallets per hour, at two labels per pallet

## GS1 COMPLIANCE

- Print and apply GS1 compliant labels on your pallets
- The traceability of your pallets is guaranteed along the entire supply chain

## HIGHEST DEGREE OF RELIABILITY

- The XPU is based on the proven ALX 926 Print & Apply system
- Excellent print results at 300 dpi print resolution
- The home sensor protects the machine from damage due to moving pallets



## ROBUST DESIGN

- The compact and sturdy design of the XPU means it can also withstand the rigors of particularly demanding environments
- A sturdy housing reliably protects the machine

## HIGH FLEXIBILITY

- Best print results for script, logos, barcodes, variable or fixed data
- The XPU pallet labeler can be positioned on the left or right of the conveyor belt, as required
- The flexible telescopic applicator labels one or two sides, as desired, with just one pallet stop

## SIMPLE HANDLING

- Easy data handling and straightforward control via ethernet
- A door at the front of the housing facilitates quick and simple changeover of label rolls and thermal transfer ribbon
- Easy access to the applicator arm and Print & Apply system enables even faster maintenance

## XPU AT A GLANCE

- Applies GS1 compliant A5 labels
- Labels one or two sides with just one pallet stop
- Fully readable barcode thanks to optional scanner

You can find the technical specifications at [www.novexx.com](http://www.novexx.com)

# ADD-ONS FOR EVEN GREATER PERFORMANCE

We can offer you a range of options for the XPU pallet labeler that can be combined freely. With the XPU you are perfectly prepared for your pallet labeling challenges.

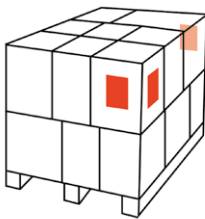


## IN-LINE BARCODE VALIDATION

An integrated control scanner checks the readability of the barcodes during the labeling procedure and makes sure that the pallet is only forwarded once a readable and complete barcode label has been applied.

## RFID TECHNOLOGY

Optionally, the XPU pallet labeler can be fitted with RFID technology to read and write on RFID chips and labels. The chip is protected thanks to the chip protection mode.



## LABELING 3 SIDES OF THE PALLET

Some framework conditions require 3 sided pallet labeling. Our telescopic applicator offers increased productivity and efficient handling for pallet identification on up to three sides.

## TRUST THE EXPERTS

High-performance hardware is one thing, but equally important is a seamless integration into your production environment. The experts at NOVEXX Solutions can support you during this process and beyond. Speak to our sales representatives to see how we can help.

### First class service

We take the time to understand your processes and requirements exactly, in order to offer you the optimal solution for your company. We are always at your side, from system development and system integration advice to maintenance and repair.

### High quality consumables

For the best print results, we recommend using consumables that perfectly match your hardware and application. Benefit from our 40 years' experience in labels and thermal transfer ribbons and trust us to find the perfect match for your requirements.

### Data management software TRACE-it®

Our software will optimize your labeling and marking processes. TRACE-it® connects, manages and controls all marking tasks in the production process from one central location – regardless of what marking hardware you are using.