

LEIBINGER

neoS
Strong
in coding



SEALTRONIC

Trouble-free-startup,
every time

JET2neoS

Simply and fast marking.

Industrial
Inkjet
Printer

When performance counts!

The LEIBINGER JET2neoS continuous inkjet printer is the simple and reliable marking solution for all standard applications that require higher print speeds.

Print up to 3 lines in **different fonts, languages and colors**



Fixed and variable data, such as text, barcodes, expiration dates, lot/batch numbers, 2-D codes, shift codes, graphics, etc

Print up to **2,666 pin-sharp characters per second**



Continuous inkjet printer (CIJ)

LEIBINGER inkjet printers code **all conceivable products and materials**, such as plastic, glass, wood, metal, ceramic, technical composite material, cardboard and paper **without making contact** using **fixed and variable data**. Examples of applications include expiration dates, LOT/batch numbers, serial numbers, barcodes, 2D codes and graphics. **Special inks** are used that dry in less than one second. **Various product surfaces** do not pose a challenge for the LEIBINGER inkjet printer, regardless of whether they are convex, concave, rough, smooth, flat or structured. Non-contact marking and fast product processing make CIJ technology the most flexible, versatile and cost-effective method of marking products.



9 reasons...

... why the JET2neoS will give new momentum to the marking process.

1



Safe production and reliable planning thanks to the automatic Sealtronic nozzle seal

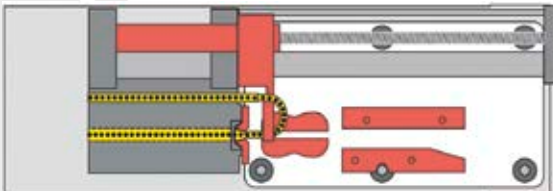
- » No drying out of ink in the printhead!
- » Ready to print in 1 minute – even after long production shutdowns
- » Always a clean start-up and maximum availability
- » No daily service work
- » No rinse cycles

Trouble-free-startup,
every time

LEIBINGER printhead with nozzle seal

Shut down process

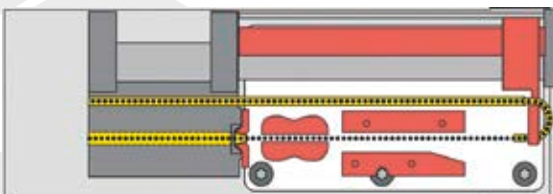
The gutter is moved to the nozzle automatically when shutting down the printer, forming a hermetically sealed, airtight circuit. **The result: 100% secure protection from ink drying out!**



Switched-off LEIBINGER printer

Startup process

First, the ink begins to flow in the sealed circuit creating a stable ink stream. The gutter then opens automatically. This happens within a few seconds and guarantees a fast and error-free start. **The printhead remains absolutely clean in this process.**



LEIBINGER printer after the startup process

Conventional printhead without nozzle seal

Shut down process

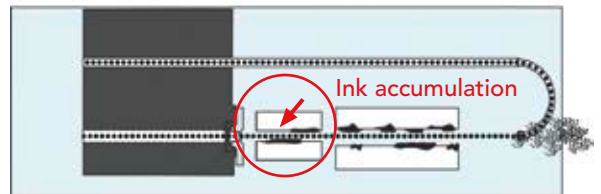
Nozzle and gutter remain open. The residual ink is exposed to the air unprotected and dries out. This causes problems the next time the printer is started.



Switched-off conventional printer

Startup process

The conventional design causes an unstable startup of the jet. The result: the printhead gets dirty regularly and thus drop charging is degraded right from the start.



Conventional printer after the startup process

2



Mark even more products fast

- » 2,666 characters/second
- » More precise, faster printing in higher quality thanks to fine 60 µm nozzle
- » Maximum flexibility for changing print content and products
- » Many practical functions make the marking process faster and easier, including automatic expiration date, date, time and counter function, prompt function (quick access), scan & print, meter-go function for extrusion applications (optional)
- » Printing in multi-up images with LEIBINGER JETmotion portal axis (optional)



3



Low consumption and high efficiency

- » Save ink and solvent for every print thanks to the small drop size
- » High energy efficiency (A+++)
- » No solvent consumption during production shutdowns thanks to Sealtronic
- » Cut down on solvents by up to 50% with EcoSolv (optional)
- » Long service intervals, cost transparency
- » Low maintenance costs. No replacement of expensive assembly units.
- » No external compressed air, no air filters
- » Free lifetime software updates
- » All functions and interfaces included
- » Quality control with V-check vision system (optional)

4



Fast integration into your production

- » Automated integration through all common interfaces such as Ethernet, USB, etc.
- » Integration into external control system (PLC)
- » Save an unlimited number of print jobs
- » Easy mechanical integration thanks to the compact printhead



5



New flexibility with CIJ technology

- » One marking system for all of your products, regardless of the nature of the surface or the material
- » Great time savings thanks to non-contact marking during ongoing production
- » Fast product processing through instant-drying inks (<1 second)
- » Easy integration into your production line

6



Product quality that speaks for itself

- » German brand quality – 100% developed & produced in Germany
- » Robust printhead & high-quality stainless steel housing
- » State-of-the-art hardware and software
- » Premium industrial product
- » Decades of experience & competence



7

As easy to operate as your PC at home

- » Colorful 5.7" touchscreen display
- » Intuitive, clear menu guidance
- » Windows-based user interface with typical functions, such as drag and drop
- » User-defined buttons for direct access



8



Customer service with no ifs, ands or buts

- » Personal service on-site through the worldwide distribution network
- » Fast, fair and transparent service
- » 8 years of guaranteed replacement part availability



24-MONTH WARRANTY


9



A practical ink system

- » Clean refilling of ink and solvent thanks to the intelligent LEIBINGER refill system
- » Large ink and solvent tanks (1.3 l), refillable during production
- » Always the right dye-based ink for various applications

Technical specifications



PRINT PERFORMANCE/FUNCTIONS

- » Printing height 1,2 - 12 mm, depending on nozzle size and head type
- » Country and industry-specific fonts, e. g. Arabic, Cyrillic, Chinese, Persian
- » Fonts: from 5x5 to 24x18 dots, special fonts, tower printing
- » Multiline fonts (1 to 3 lines)
- » Fonts and graphics can be free positioned and combined
- » Proportional function for all fonts
- » Font height and font width adjustable
- » All major barcodes and DataMatrix codes (ECC200), GS1 DataMatrix (EAN/ECC)
- » Time, auto-adjustable date, auto-adjustable expiration date, weekdays, calendar weeks, julian calendar, shift identification
- » Replacements: all date, time and counter functions can be replaced and user-programmed
- » Three individually programmable counters, consecutive numbering, production counter, meter marking
- » User-programmable graphics/logos can be created in the integrated editor
- » Multistage contrast and bold function, print repetition, print delay, backward print, rotation/mirroring of font, inverse, reverse and alternating prints (object-related)
- » Dynamic backward printing, for traversing lines
- » "External text" function (printing of external data via interface)
- » Stop function after reaching predefined amount

DATA ADMINISTRATION/SECURITY

- » Storage of countless jobs and graphics
- » Data buffer in case of power failure
- » Explorer
- » Print jobs saved with printing data and machine parameters
- » Data logging
- » Up- and download of jobs and graphics using USB stick
- » Job select (255 jobs selectable from external via digital inputs)

OPERATION/DATA INPUT

- » 5.7" colour TFT touch-screen display (VGA), background illuminated
- » Creating and editing of jobs during production
- » Available menu languages: European languages, Arabic, Chinese, Vietnamese, Thai, Korean, Cyrillic, Persian, etc.
- » Integrated graphic editor
- » Alternative control using the data interface (Ethernet)
- » Country-specific on-screen keypad
- » Operation also by mouse or keyboard
- » Comprehensive self-diagnosis and status display with easy-to-understand text, help function, printer status display ("traffic lights")
- » Password function and service menu
- » Windows based interface, WYSIWYG-display

INTERFACES, INPUTS/OUTPUTS

- » Product detector PNP/NPN 24V
- » Shaft encoder input for printing speed synchronisation (TTL 5V, HTL 24V, RS422 5V)
- » Digital inputs/outputs user-selectable, 5 inputs, 4 outputs
- » Printer alarm, low fluid, print ready, print finished, external job selection etc.
- » USB port
- » Network, Ethernet (RJ45)



LEIBINGER HYDRAULIC SYSTEM

- » Low maintenance, diaphragm pumps with optimised on-time
- » Fully automatic viscosity and pressure control
- » Thermally isolated hydraulics
- » No external supply of compressed air is required
- » Automatic interval function
- » EcoSolv – Solvent Recycling System (optional)

PRINTHEAD

- » Inkjet control
- » Flexible umbilical, length 3 m
- » Stainless steel body
- » Fully automatic nozzle and gutter seal "Sealtronic"
- » Fully automatic drop charging, drop break off
- » Nozzle size model JET2neoS: 60 µm
- » Upside down - 360° assembly
- » Safety switch for print head locking
- » Option: Head ventilation

FLUID RESERVOIRS

- » Capacity of the pressureless ink and solvent tanks is 1.3 liter
- » Refillable while printing
- » Automatic level control

INKS

- » Several dye-based inks and soft pigmented inks
- » Fast drying inks (<1sec)
- » Ketone inks, MEK-free inks, alcoholbased inks
- » Ink colours (black, yellow, red, blue, etc.)
- » Temperature- and transfer-resistant inks
- » Security inks, colour changing inks, adhesive inks, alcohol- and sterilisation-resistant inks
- » Food packaging inks
- » Customized inks

CABINET, DIMENSIONS AND WEIGHTS

- » Weight printhead: 1.5 kg
- » Weight cabinet: 17 kg
- » Protection class: IP 54

SUPPLIES AND ENVIRONMENTAL CONDITIONS

- » 100 V-240 V, 50-60 Hz, max. 40 VA
- » Temperature range +5°C to +45°C
- » Relative humidity max. 90%, non-condensing
- » No external air pressure necessary

ACCESSORIES

- » Vision System V-check, JETmotion traverse system
- » Product detector, shaft encoders, printer stand, print head bracket, alarm lamps, etc.



Paul Leibinger GmbH & Co. KG
Daimlerstr. 14 | D-78532 Tuttlingen
Tel. +49 (0)7461 9286-0
Fax +49 (0)7461 9286-199

www.leibinger-group.com
info@leibinger-group.com

Errors and changes reserved.

All logos and brands used are registered trademarks or brands of the manufacturer.

LOCAL DISTRIBUTOR CONTACT: