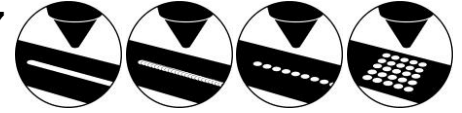


## Built-in marking unit 317

### Technical data sheet



- Marking area 120 x 25 mm (X/Y)
- Available marking technologies: scribe, stylus or dot marking
- DataMatrix coding (ECC 200)
- Powerful, compact and robust marking unit for flexible markings on workpieces
- Robust ball bearing spindles and carriage with circular ball track in both axes
- Drive with powerful stepping motors
- Control (marking controller): EK2-Box with membrane keypad and display, protection class IP 53, or EG2-Box with electric adjustment unit, protection class IP 54



### Application area

The built-in marking unit 317 can be integrated in production lines as well as in stand-alone cells. The marking unit can also be mounted on other holding devices provided by the customer for example in production systems. The connection to a superordinate control (for example SPS) for data transfer or to control the marking process including emergency stop functions is possible.

Standard delivery is with LDM Macro Software. Optionally VisuWin SE and VisuWin PRO PC software are available.

### Options

- Pneumatic or electric adjustment unit (only in conjunction with EG2-Box)
- Surface detection (only in conjunction with electric adjustment unit)





## Technical data


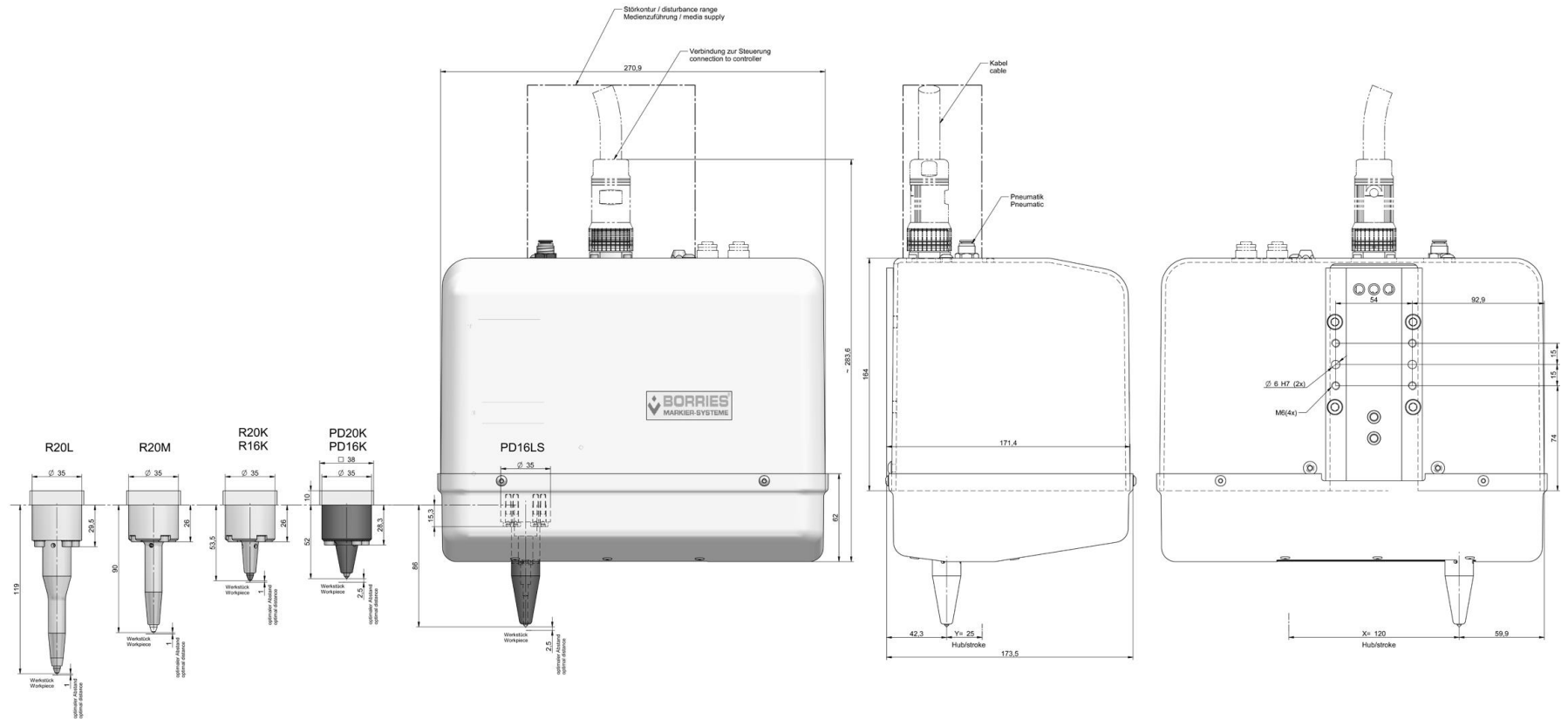
Property	Measure, Unit, Explanation
Dimensions marking unit (W x D x H) without attachments	268 x 168 x 220 mm
Marking area (X/Y)	120 x 25 mm
Weight (without controller)	approx. 5.5 kg
Marking speed (depending on character height and shape, marking process and motorisation)	up to 6 characters/ second
Character height	from 1 mm (enhancing in 0.1 mm steps)
Documentation	German, English More languages are optional
Penetration depth marking tip (depending on material, marking head and marking process)	approx. 0.01 – 0.5 mm
Font	DIN 1451, 7 x 5 stylus, scribe, dot marking DataMatrix Other fonts are optional
Marking direction	straight line, angle or circular arc
Special signs, logos	according to specification
<b>Power supply</b>	
Power supply with connecting cable	230 V AC ± 10 %, 50/60 Hz or 115 V AC ± 10 %, 50/60 Hz switchable
Pneumatic connection (supply pressure) technically provided compressed air	At least 5 bar dried, oil-free, filtered with 50 µm
Working pressure (marking pressure)	At least 2 bar up to max. 4 bar

Technical details are subject to change.





### Drawing built-in unit 317 with contact protection



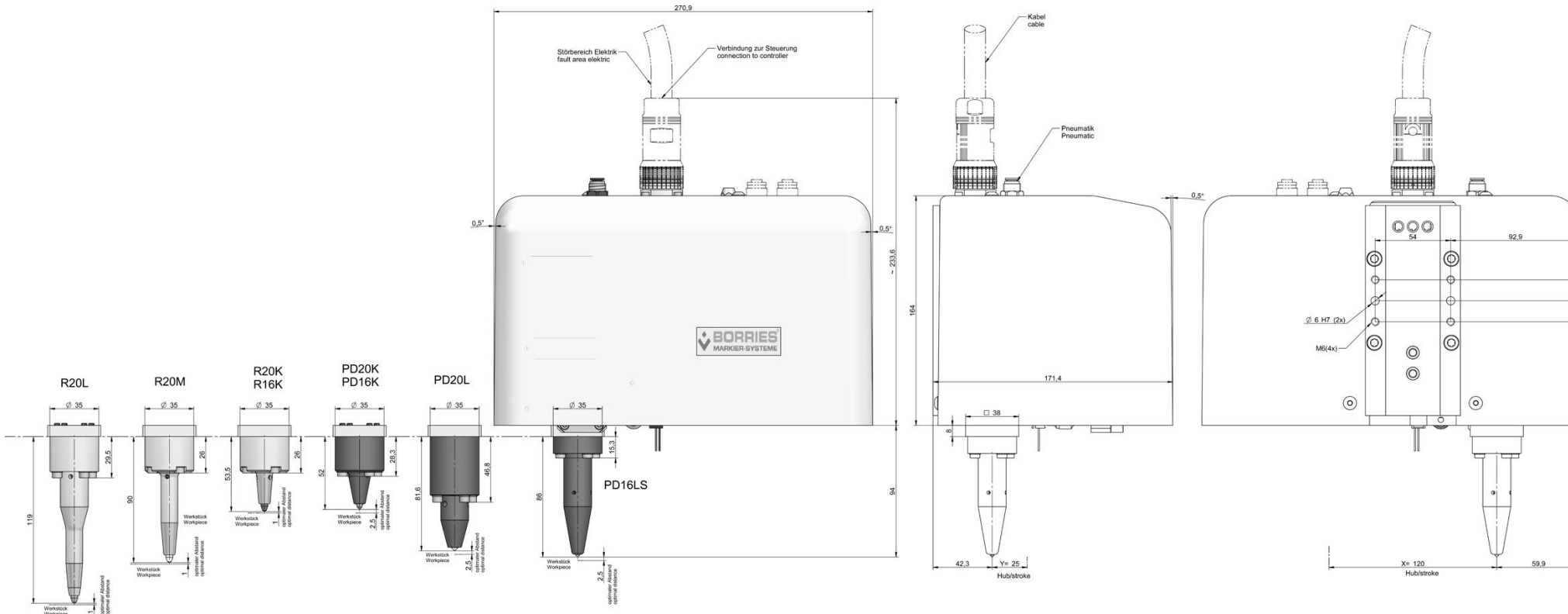
Dimension in mm

Technical details are subject to change

Date: November 2015



### Drawing built-in unit 317 without contact protection



Dimension in mm

Technical details are subject to change

Date: July 2015

Borries Markier-Systeme GmbH  
Siemensstraße 3  
72124 Pliezhausen / Germany

Telefon +49/ (0)7127/ 9797-0  
Fax +49/ (0)7127/ 9797-97  
info@borries.com • www.borries.com