

igus[®]
chainfix
Strain relief



The illustration shows the new CFU honeycomb strain relief for fast assembly. Simply insert cables and hoses into the honeycomb and close.










igus® chainfix strain relief. Flexible, secure and fast.

Strain relief from igus® is specifically developed for use in e-chains® and dynamic applications. The combination of polymer strain relief components and chainflex® cable materials offers maximum holding force and very high service life for the cables. For a wide variety of applications, igus® offers the best solution with respect to cost and benefits; from the CFXL strain relief for long travels in harsh environments, or the new CFU honeycomb strain relief for fast assembly to the CFN chainfix nuggets for simple and inexpensive strain relief. igus® chainfix strain relief components have been successfully used in thousands of applications around the world for years.



Available from stock. Ready to ship in 24 - 48hrs.*

*The delivery times indicated correspond to the average time until the ordered goods are dispatched.

C-profile - standard and for heavy-duty applications	Page
 ● Standard C-profile Part No. 92.42 (can be integrated into KMA)	838
● C-profile Part No. 92.52 for increased holding force (mounting in front of e-chain®)	838
Steel and stainless steel clamps - for maximum holding force	Page
 ● CFX* single, double, triple clamps with standard base	842
● CFXL* single, double, triple clamps with wide base for increased holding force	843
● chainfix multi-clamps CFX12*	845
● chainfix multi-clamps CFX16*	846
chainfix tiwrap plates - universal, bolted or clip-on	Page
 ● Option 1A: tiwrap plates as individual parts "series 2000" + cable tiwraps	848
● Option 1B: tiwrap plates as individual parts "series 3000" + cable tiwraps	849
chainfix tiwrap plates - optional variants	Page
 ● Option 1: tiwrap plates with clip-on connection for C-profile	850
● Option 2: integrated strain relief for R series E2 e-tubes	851
● Option 3: tiwrap plates for fixed crossbars	852
● Option 4: tiwrap plates for openable crossbars	853
CFU.V - strain relief with innovative honeycomb design for fast assembly	Page
 ● 80% faster filling (compared to CFX strain relief), openable from both sides for assembly in seconds	854
Strain relief separators - separators with integrated strain relief teeth	Page
 ● For easy strain relief with cable tiwraps	856
CFV strain relief element - stepped strain relief	Page
 ● Relieve cable strain easily, for use outside of the e-chain® section. With stepped strain relief teeth, even for fully enclosed e-tubes	860
CFN - chainfix nuggets for C-profile and top-hat (DIN) rail 35	Page
 ● Option 1: simple and universal cable fixation (for cable diameters of Ø 20mm and Ø 30mm)	861
● Option 2: fastening through clipping onto standard top-hat (DIN) rail 35	861
CFB - strain relief connector system, modular and customised	Page
 ● CFB polymer strain relief connector system, for many cables in a very confined space	862

*Standard material: galvanised steel. Also available as stainless steel version (stainless steel material: 1.4301/AISI 304)


e-chain® Series/system	CFX Clamp, standard	CFXL Clamp, for increased holding force	CFU honeycomb strain relief	CFN chainfix nugget	Strain relief separator	CFV Stepped strain relief	Strain relief can be clipped onto mounting brackets/KMA		Tiewrap plate Series 2000	Tiewrap plate Series 3000	Tiewrap plate with clip-on connection for C-profile	Tiewrap plate for fixed crossbars	Tiewrap plate for openable crossbars	Tiewrap plate for triflex® R and triflex® 2)	Tiewrap plate for E2 e-tubes	Tiewrap plate/ teeth directly moulded on the mounting bracket	CFB strain relief connector system
E1																	
E1.17.021.	-	-	-	-	-	-	-		-	-	-	E1.021.Z	-	-	-	-	-
easy chain®																	
E03	-	-	-	-	-	-	-		-	-	-	-	-	-	-	X	-
E04	-	-	-	-	-	-	-		-	-	-	-	-	-	-	X	-
E045/Z045	-	-	-	-	-	-	-		-	-	-	-	-	-	-	X	-
E06/Z06	-	-	-	-	-	-	-		-	-	-	-	-	-	-	X	-
E065/Z065	-	-	-	-	-	-	-		-	-	-	-	-	-	-	X	-
E08/Z08	-	-	-	-	-	-	-		-	-	-	-	-	-	-	X	-
E14/Z14	-	-	-	-	-	-	-		-	-	-	-	-	-	-	X	-
E200/Z200	X 1)	-	-	-	-	-	-		2XXX.ZB	-	-	2050.Z	-	-	-	-	-
E16/Z16	-	-	-	-	-	-	-		-	-	-	-	-	-	-	X	-
E26/Z26	X 1)	-	-	-	-	-	-		-	3XXX.ZB	-	-	-	-	-	-	-
E300/Z300	X 1)	-	-	-	-	-	-		-	3XXX.ZB	-	-	-	-	-	-	-
zipper																	
047	-	-	-	-	-	-	-		-	-	-	-	-	-	-	X	-
07/R07	-	-	-	-	-	-	-		-	-	-	-	-	-	-	X	-
09/R09	-	-	-	-	-	-	-		-	-	-	-	-	-	-	X	-
15/R15	-	-	-	-	-	-	-		-	-	-	-	-	-	-	X	-
17/R17	-	-	-	-	-	-	-		-	-	-	-	-	-	-	X	-
E2 micro																	
03	-	-	-	-	-	-	-		-	-	-	-	-	-	-	X	-
04	-	-	-	-	-	-	-		-	-	-	-	-	-	-	X	-
045	-	-	-	-	-	-	-		-	-	-	-	-	-	-	X	-
B07	-	-	-	-	-	-	-		-	-	-	-	-	-	-	X	-
06	-	-	-	-	-	-	-		-	-	-	-	-	-	-	X	-
074	-	-	-	-	-	-	-		-	-	-	-	-	-	-	X	-
094	-	-	-	-	-	-	-		-	-	-	-	-	-	-	X	-
B09	-	-	-	-	-	-	-		-	-	-	-	-	-	-	X	-
08	-	-	-	-	-	-	-		-	-	-	-	-	-	-	X	-
E2 mini																	
10	-	-	-	-	-	-	-		-	-	-	-	-	-	-	X	-
11.031	-	-	-	-	-	-	-		-	-	-	-	-	-	-	X	-
11.080	-	-	-	-	-	-	-		-	-	-	-	-	-	-	X	-
11.1/11.2	-	-	-	-	-	-	-		-	-	-	-	-	-	-	X	-
14	-	-	-	-	-	-	-		-	-	-	-	-	-	-	X	-
B15/B15i	-	-	-	-	-	-	-		-	-	-	-	-	-	-	X	-
B17/B17i	-	-	-	-	-	-	-		-	-	-	-	-	-	-	X	-
F17	-	-	-	-	-	-	-		-	-	-	-	-	-	-	X	-

1) Assembled in front of the mounting bracket. (CFXL clamps are always assembled before the mounting bracket in a separate C-profile 92.52.XX)


2) Can be found on the product page of each e-chain® series

3) Half e-tube only

4) For KMA mounting bracket only

 = recommended strain relief for selected e-chain®

e-chain® Series/system	CFX Clamp, standard	CFXL Clamp, for increased holding force	CFU honeycomb strain relief	CFN chainfix nugget	Strain relief separator	CFV Stepped strain relief	Strain relief can be clipped onto mounting brackets/KMA		Tiewrap plate Series 2000	Tiewrap plate Series 3000	Tiewrap plate with clip-on connection for C-profile	Tiewrap plate for fixed crossbars	Tiewrap plate for openable crossbars	Tiewrap plate for triflex® R and triflex® 2)	Tiewrap plate for E2 e-tubes	Tiewrap plate/ teeth directly moulded on the mounting bracket	CFB strain relief connector system
E2.1 micro																	
E2.10	-	-	-	-	-	-	-		-	-	-	-	-	-	-	X	-
E2.15	-	-	-	-	-	-	-		-	-	-	-	-	-	-	X	-
E2.1																	
E2.26	X ¹⁾	X ¹⁾	-	-	26.Z ⁴⁾	-	-		2XXX.ZB	-	-	-	-	-	-	-	-
E2.38	X ¹⁾	X ¹⁾	-	X	-	CFV.42.C	-		2XXX.ZB	3XXX.ZB	-	C.2.522.XXX.ZS	-	-	-	-	-
E2.48	X ¹⁾	X ¹⁾	X ¹⁾	X	-	CFV.42.C	-		-	3XXX.ZB	-	C.2.522.XXX.ZS	-	-	-	-	-
E2/000																	
1400/1500	X ¹⁾	X ¹⁾	-	-	21.1.Z	-	-		2XXX.ZB	-	-	-	-	-	-	X	-
1450/1480	X ¹⁾	X ¹⁾	-	-	21.1.Z	-	-		2XXX.ZB	-	-	-	-	-	-	X	-
2400/2500	X ¹⁾	X ¹⁾	-	-	2020.Z	-	-		2XXX.ZB	-	-	2050.Z	-	-	-	-	-
2450/2480	X ¹⁾	X ¹⁾	-	-	2020.ZR	-	-		2XXX.ZB	-	-	-	-	-	-	-	-
2600/2700	X	X ¹⁾	-	X	262.Z	CFV.42.C	-		2XXX.ZB	3XXX.ZB	30XX.ZC	2050.Z	2050.Z	-	-	-	Upon request
2650/2680	X	X ¹⁾	-	X	-	CFV.42.C	-		-	3XXX.ZB	30XX.ZC	-	2050.Z ³⁾	-	-	-	Upon request
3400/3500	X	X ¹⁾	X ¹⁾	X	301.Z	CFV.42.C	-		-	3XXX.ZB	30XX.ZC	30XX.Z	30XX.ZS	-	-	-	Upon request
3450/3480	X	X ¹⁾	X ¹⁾	X	34501.Z	CFV.42.C	-		-	3XXX.ZB	30XX.ZC	-	30XX.ZS ³⁾	-	-	-	Upon request
255	-	-	-	-	-	-	-		2XXX.ZB	-	-	-	-	-	-	-	-
E2 R100																	
R117/118	X ¹⁾	X ¹⁾	-	-	-	-	-		2XXX.ZB	-	-	-	-	-	-	-	-
R157/158	X ¹⁾	X ¹⁾	-	-	1585.01.Z	-	-		-	-	-	-	-	-	-	-	-
R167/168	X ¹⁾	X ¹⁾	X ¹⁾	-	1685.01.Z	-	-		-	-	-	-	-	-	-	-	-
E2 R																	
R48	X ¹⁾	X ¹⁾	-	-	481.ZR	-	-		2XXX.ZB	-	-	-	-	-	-	-	-
R58	X ¹⁾	X ¹⁾	-	-	-	-	-		-	-	-	-	-	-	5850.Z	-	-
R68	X ¹⁾	X ¹⁾	X ¹⁾	-	-	-	-		-	-	-	-	-	-	30XX.Z	-	-
R2.1																	
R2.26	X ¹⁾	X ¹⁾	-	-	R2.26.Z	CFV.R2.26.Z	-		-	-	-	-	-	-	-	-	-
R2.40	X ¹⁾	X ¹⁾	-	-	R2.40.Z	CFV.R2.40.Z	-		-	-	-	-	-	-	-	-	-
R2.48	X ¹⁾	X ¹⁾	X ¹⁾	-	-	CFV.R2.48.Z	-		-	3XXX.ZB	30XX.ZC	-	-	-	-	-	-
R2.75	X ¹⁾	X ¹⁾	-	-	-	CFV.80.C	-		-	3XXX.ZB	30XX.ZC	-	-	-	-	-	-
RX																	
RX32	-	-	-	-	-	-	X		-	-	-	-	-	-	-	-	X
RX40	-	-	-	-	-	-	X		-	-	-	-	-	-	-	-	X
RX48	-	-	-	-	-	-	X		-	-	-	-	-	-	-	-	X
RX56	-	-	-	-	-	-	Upon request		-	-	-	-	-	-	-	-	X

1) Assembled in front of the mounting bracket. (CFXL clamps are always assembled before the mounting bracket in a separate C-profile 92.52.XX)
 2) Can be found on the product page of each e-chain® series
 3) Half e-tube only
 4) For KMA mounting bracket only
 = recommended strain relief for selected e-chain®

e-chain® Series/system	CFX Clamp, standard	CFXL Clamp, for increased holding force	CFU honeycomb strain relief	CFN chainfix nugget	Strain relief separator	CFV Stepped strain relief	Strain relief can be clipped onto mounting brackets/KMA		Tiewrap plate Series 2000	Tiewrap plate Series 3000	Tiewrap plate with clip-on connection for C-profile	Tiewrap plate for fixed crossbars	Tiewrap plate for openable crossbars	Tiewrap plate for triflex® R and triflex® 2)	Tiewrap plate for E2 e-tubes	Tiewrap plate/ teeth directly moulded on the mounting bracket	CFB strain relief connector system	
E4.1L																		
E4.31L/R4.31L	X 1)	X 1)	–	–	31.Z	CFV.31.N15	–	–	–	–	–	–	–	–	–	–	–	
E4.38L/R4.38L	X	X 1)	–	X	38.Z	CFV.42.C	–	–	3XXX.ZB	30XX.ZC	–	–	C622.100.ZS	–	–	–	X	
E4.48L/R4.48L	X	X 1)	X 1)	X	48.Z / 48.ZS	CFV.42.C	–	–	3XXX.ZB	30XX.ZC	–	–	C622.100.ZS	–	–	–	X	
E4.64L	X	X 1)	–	X	–	CFV.42.C	–	–	3XXX.ZB	30XX.ZC	–	–	–	–	–	–	X	
E4Q																		
E4Q.34/E4Q.34 <i>New</i>	X	X 1)	–	X	–	CFV.42.C	–	–	3XXX.ZB	30XX.ZC	–	–	–	–	–	–	–	
E4Q.44/E4Q.44 <i>New</i>	X	X 1)	X 1)	X	–	CFV.42.C	–	–	3XXX.ZB	30XX.ZC	–	–	–	–	–	–	X	
E4Q.58/E4Q.58 <i>New</i>	X	X 1)	–	X	–	CFV.80.C	–	–	3XXX.ZB	30XX.ZC	–	–	–	–	–	–	X	
E4Q.82/E4Q.82 <i>New</i>	X	X 1)	–	X	–	CFV.80.C	–	–	3XXX.ZB	30XX.ZC	–	–	–	–	–	–	X	
E4.1																		
E4.21	X 1)	X 1)	–	–	T2103.Z	–	–	–	2XXX.ZB	–	–	–	–	–	–	–	–	
E4.28/R4.28	X 1)	X 1)	–	–	28.Z / 28.ZT	–	–	–	2XXX.ZB	–	–	–	2050.Z	–	–	–	–	
E4.32/H4.32/R4.32	X	X 1)	–	X	–	CFV.42.C	–	–	3XXX.ZB	30XX.ZC	–	–	3850.ZS	–	–	–	X	
E4.42/H4.42/R4.42	X	X 1)	X 1)	X	–	CFV.42.C	–	–	3XXX.ZB	30XX.ZC	–	–	3850.ZS	–	–	–	X	
E4.56/H4.56/R4.56	X	X 1)	–	X	–	CFV.80.C	–	–	3XXX.ZB	30XX.ZC	–	–	45XX.ZS	–	–	–	X	
E4.80/H4.80/R4.80	X	X 1)	–	X	–	CFV.80.C	–	–	3XXX.ZB	30XX.ZC	–	–	45XX.ZS	–	–	–	X	
E4.112	X 1)	X 1)	–	–	–	–	–	–	3XXX.ZB	–	–	–	45XX.ZS	–	–	–	X	
E4.162	X 1)	X 1)	–	–	–	–	–	–	3XXX.ZB	–	–	–	–	–	–	–	X	
800	X 1)	X 1)	–	–	–	–	–	–	3XXX.ZB	–	–	–	–	–	–	–	–	
840	X 1)	–	–	–	–	–	–	–	–	–	–	–	–	–	–	–	–	
E4/light																		
14040/14140/18840	X	X 1)	–	X	–	–	–	–	–	3XXX.ZB	30XX.ZC	–	–	45XX.ZS	–	–	–	X
14240/14340	X	X 1)	–	X	–	–	–	–	–	3XXX.ZB	30XX.ZC	–	–	3850.ZS	–	–	–	X
14550/14650/19050	X	X 1)	–	X	–	–	–	–	–	3XXX.ZB	30XX.ZC	–	–	45XX.ZS	–	–	–	X
15050/15150/19850	X	X 1)	–	–	–	–	–	–	–	3XXX.ZB	30XX.ZC	–	–	45XX.ZS	–	–	–	X
15250/15350	X	X 1)	–	–	–	–	Upon request	–	–	3XXX.ZB	30XX.ZC	–	–	3850.ZS	–	–	–	X
1640/R1608	X	X 1)	–	–	–	–	Upon request	–	–	3XXX.ZB	–	–	–	45XX.ZS	–	–	–	–
YE																		
YE.42 <i>New</i>	X 1)	X 1)	–	–	–	–	–	–	–	–	–	–	–	3850.ZS	–	–	–	–
YE.56 <i>New</i>	X 1)	X 1)	–	–	–	–	–	–	–	–	–	–	–	45XX.ZS	–	–	–	–

1) Assembled in front of the mounting bracket. (CFXL clamps are always assembled before the mounting bracket in a separate C-profile 92.52.XX)

2) Can be found on the product page of each e-chain® series

3) Half e-tube only

4) For KMA mounting bracket only

 = recommended strain relief for selected e-chain®



e-chain® Series/system	CFX Clamp, standard	CFXL Clamp, for increased holding force	CFU honeycomb strain relief	CFN chainfix nugget	Strain relief separator	CFV Stepped strain relief	Strain relief can be clipped onto mounting brackets/KMA	Tiewrap plate Series 2000	Tiewrap plate Series 3000	Tiewrap plate with clip-on connection for C-profile	Tiewrap plate for fixed crossbars	Tiewrap plate for openable crossbars	Tiewrap plate for triflex® R and triflex® 2)	Tiewrap plate for E2 e-tubes	Tiewrap plate/ teeth directly moulded on the mounting bracket	CFB strain relief connector system
T3																
T3.29	-	-	-	-	E6.29.02.Z	-	20XX.ZB	-	-	-	-	-	-	-	-	-
E3																
E3.10	-	-	-	-	-	-	E3.00.020	-	-	-	-	-	-	-	-	-
E3.15	-	-	-	-	-	-	E3.00.020	-	-	-	-	-	-	-	-	-
E3.22	-	-	-	-	-	-	E3.00.020	-	-	-	-	-	-	-	-	-
E6.1																
E61.29/EF61.29	X ¹⁾	X ¹⁾	-	-	E6.29.02.Z	-	-	2XXX.ZB	-	-	-	-	-	-	-	-
E61.35	X ¹⁾	X ¹⁾	-	-	E6.35.02.Z	-	-	2XXX.ZB	-	-	-	-	-	-	-	X
E61.40	X	X ¹⁾	-	X	E6.40.02.Z	-	-	2XXX.ZB	-	-	-	-	-	-	-	X
E61.52	X	X ¹⁾	-	X	-	-	-	-	3XXX.ZB	30XX.ZC	-	2050.Z	-	-	-	X
E61.62	X	X ¹⁾	-	X	-	-	-	-	3XXX.ZB	30XX.ZC	-	3850.ZS	-	-	-	X
E61.80	X	X ¹⁾	-	X	-	-	-	-	3XXX.ZB	30XX.ZC	-	45XX.ZS	-	-	-	X
E6																
E6.29	X ¹⁾	X ¹⁾	-	-	E6.29.02.Z	-	-	2XXX.ZB	-	-	-	-	-	-	-	-
R6.29	X ¹⁾	X ¹⁾	-	-	-	-	-	2XXX.ZB	-	-	-	-	-	-	-	-
E6.35	X ¹⁾	X ¹⁾	-	-	E6.35.02.Z	-	-	2XXX.ZB	-	-	-	-	-	-	-	X
E6.40	X	X ¹⁾	-	X	E6.40.02.Z	-	-	2XXX.ZB	-	-	-	-	-	-	-	X
E6.52	X	X ¹⁾	-	X	-	-	-	-	3XXX.ZB	30XX.ZC	-	2050.Z	-	-	-	X
R6.52	X	X ¹⁾	-	X	-	-	-	-	3XXX.ZB	30XX.ZC	-	-	-	-	-	X
E6.62	X	X ¹⁾	-	X	-	-	-	-	3XXX.ZB	30XX.ZC	-	3850.ZS	-	-	-	X
E6.80L	X	X ¹⁾	-	X	-	-	-	-	3XXX.ZB	30XX.ZC	-	45XX.ZS	-	-	-	X
e-skin®																
SK28	-	-	-	-	-	-	2000.077.ZB	-	-	-	-	-	-	-	-	-
SK40	-	-	-	-	-	-	2000.077.ZB	-	-	-	-	-	-	-	-	-
triflex® R																
TRC	X ¹⁾	X ¹⁾	-	-	-	-	-	-	-	-	-	-	X	-	-	-
TRC	X ¹⁾	X ¹⁾	-	-	-	-	-	-	-	-	-	-	X	-	-	-
TRCF	X ¹⁾	X ¹⁾	-	-	-	-	-	-	-	-	-	-	X	-	-	-
TRL	X ¹⁾	X ¹⁾	-	-	-	-	-	-	-	-	-	-	X	-	-	-
TRLF	X ¹⁾	X ¹⁾	-	-	-	-	-	-	-	-	-	-	X	-	-	-
triflex®																
easy triflex®	X ¹⁾	-	-	-	-	-	-	-	-	-	-	-	E33X.XX.2	-	-	-
triflex®	X ¹⁾	-	-	-	-	-	-	-	-	-	-	-	33X.XX	-	-	-

1) Assembled in front of the mounting bracket. (CFXL clamps are always assembled before the mounting bracket in a separate C-profile 92.52.XX)

2) Can be found on the product page of each e-chain® series

3) Half e-tube only

4) For KMA mounting bracket only

= recommended strain relief for selected e-chain®

igus® chainfix strain relief



	CFX - clamps	Tiewrap plates - bolted, clip-on	CFU.V - with innovative honeycomb design	CFN nuggets	Strain relief separators	CFV - strain relief element	CFB - strain relief connector system
Recommended standard for the following e-chains®:	E4, E6, for all KMA* with C-profile <small>*Polymer metal mounting bracket</small>	easy chain®, E2/000, E2 e-tubes, E4, E6	E2.48, 3400/3500, 3450/3480, R68, R167/168, R2.48, E4.48L/R4.48L, E4.42/H4.42/R4.42, E61.52, E6.52/R6.52	For all KMA* with C-profile or top-hat (DIN) rail 35 <small>*Polymer metal mounting bracket</small>	E2/000, E2 e-tubes, E6, T3	E2/000, R2.1, E4.1L, E4.1	E4, E6, for all KMA* with C-profile <small>*Polymer metal mounting bracket</small>
When to use this strain relief?	Standard for high accelerations, loads and demanding applications. For many cables, large cable diameters and stacked cables. For long travels, cranes, offshore, machine tools, high speeds and hydraulic cables.	Standard for many applications at medium and low accelerations. For unsupported, gliding, hanging and standing applications in general machinery and machine tools. Also available as an individual part, for example in control cabinets.	CFU.V strain relief with innovative honeycomb design for fast assembly and high holding force. Openable from both sides. Easy positioning of cables for a variable filling. Cables with different diameters can be strain-relieved easily in one layer. Different attachment options in front of the e-chain®, strain relief can be screwed in from above and below.	Cost-effective, fast strain relief for simple application with small spaces and medium accelerations. Also available as individual parts for fixed applications, such as in cabinets, etc.	Combination of separator and strain relief, ideal for small spaces. For applications with medium accelerations. For small cable diameters. Ideal for e-tubes. For machine tools and automation.	For both in e-chains® and e-tubes. Stepped strain relief for use outside of the e-chain® cross section - even with different connectors. Easy to retrofit. Simple installation into top-hat rail 15 (TS92.31) or C-profile on KMA mounting brackets.	Space-saving, modular strain relief with many cables in confined spaces. For applications with high accelerations and loads, e.g. in machine tools.
When not to use it?	No limitation	For large cable diameters	For high loads and large cable diameters	For high loads	For high loads	For high loads	No limitation
Properties							
Assembly time index	+	+	+++	+ -	+	++	+ -
Adjustable tensile strength	++	-	+	-	-	-	+
Price index	●●●	●●●	●●●	●●●	●●●	●●●	●●●
Modularity	yes	yes	yes	yes	yes	yes	yes (special fabrication)
Dynamics	high to very high	high	medium	high	high	medium	high to very high

Price index

●●● low price category
●●● medium price category
●●● highest price category

+++ = best suitability
+ = good suitability
+ - = suitable
- = limited suitability

Standard C-profile Part No. 92.42.XXX

- For all igus® CFX clamps and KMA mounting brackets with C-profile option
- Standard material galvanised steel
- Also available as stainless steel* version
- Length tolerances for C-profiles of ±1mm possible!

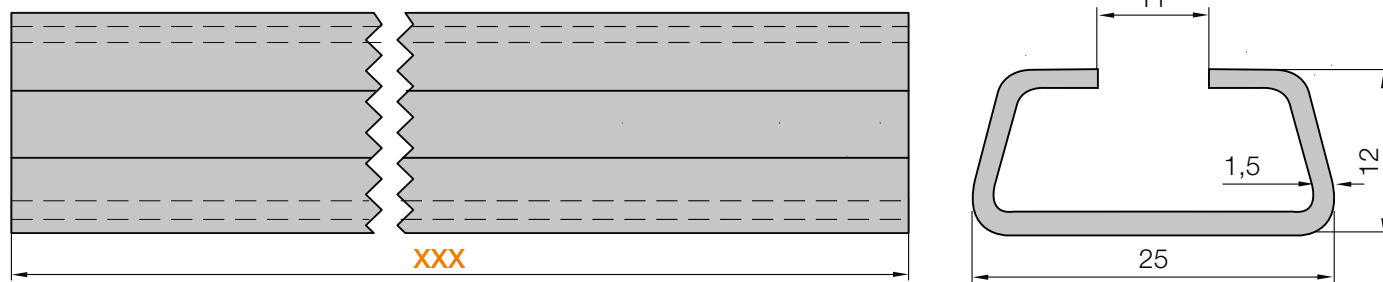
Complete Part No. with the required length XXX in mm. Example:92.42.075 for 75mm.

*For stainless steel material AISI 304, please add index .E. Example:92.42.075.E



Standard C-profile Part No. 92.42. | For standard applications

Can be integrated into KMA with C-profile option!



Optional | For heavy-duty applications

C-profile Part No. 92.52.XXX

- For all igus® CFXL clamps
- With increased holding force - even for harsh applications
- Standard material galvanised steel
- Also available as stainless steel* version
- Length tolerances for C-profiles of ±5mm possible!

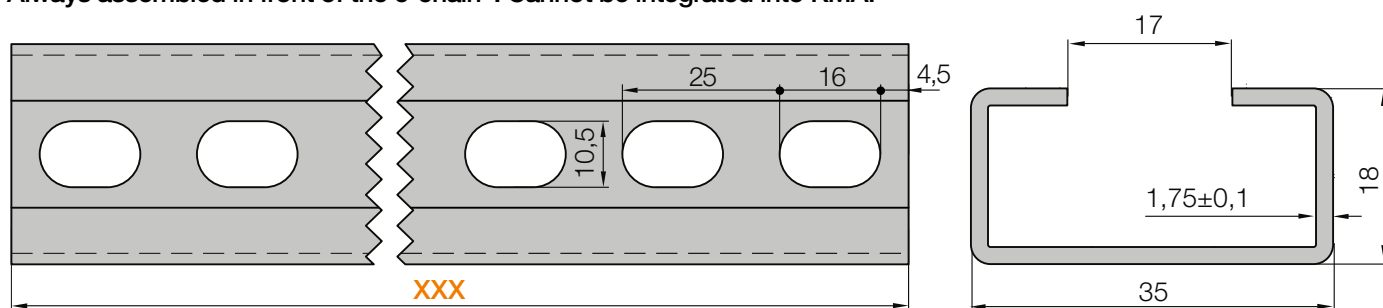
Complete Part No. with the required length XXX in mm. Example:92.52.075 for 75mm.

*For stainless steel material AISI 304, please add index .E. Example:92.52.075.E



C-profile Part No. 92.52 | For increased holding force for harsh applications

Always assembled in front of the e-chain®. Cannot be integrated into KMA!




igus® chainfix strain relief devices are tested in the in-house igus® laboratory under real-world conditions, taking many parameters into account


Whether under the influence of fluids like water or oil, or at different ambient temperatures. The interaction of chainfix systems with different jacket materials of cables and hoses plays a big role in the in-house test program.




igus® tensile strength test CFX clamps with stacker saddle. **Conclusion:** the tensile strength of igus® chainfix clamps is three times higher when compared with conventional strain relief



Test: comparison of three different strain reliefs. **Conclusion:** triple tensile strength of igus® chainfix clamps when compared with conventional products



Tensile strength tests with chainflex® cables.



Tensile strength tests of igus® chainfix tiewrap plate with cable tiewraps.



Can be integrated into igus® KMA mounting bracket

For up to three cables stacked above one another

Reduced installation height, space-saving

High strength for dynamic applications

chainfix clamps - fitted quickly and securely

- **New:** now also cost-effective strain relief for large hose and cable diameters - new sizes for cable diameters 42mm - 46mm and 46mm - 50mm are available
- chainfix clamps with up to 15mm reduced installation height compared to conventional clamps due to optimised housing height
- Tested in the igus® laboratory - up to 3.5 times higher force absorption compared to conventional clamps
- Easy to read the part number and mark indicating the correct installation direction
- Space and time-saving assembly
- Delivery options for complete systems with cables and preassembled strain relief
- Improved base for easier fit into the C-profile
- Simple assembly with hex head set screw
- High strength for dynamic applications with improved stacker elements
- Built-in ribs on the stacker elements give secure grip on the cables
- Optional: CFXL clamps for increased holding force for heavy-duty applications (**Note:** CFXL clamps are always assembled in front of the e-chain®. They cannot be integrated into KMA mounting brackets with C-profile option!)



Available from stock. Ready to ship in 24 - 48hrs.*

*The delivery times indicated correspond to the average time until the ordered goods are dispatched.

Product range and materials

- Steel clamp: clamp and screw black painted steel
- Stainless steel clamp: clamp and screw: blank (material AISI 304)
- Stacker elements: bottom saddle and stacker saddle (igumid G material)
- Steel C-profile available (material galvanised steel)
- Stainless steel C-profile available (material AISI 304)

Installation height

If the e-chain® glides on itself for long travels, the screw heads of the strain relief at the fixed end of the e-chain® must have a distance of at least 10mm from the top of the e-chain®. As a result, many strain relief elements described here may not be suitable for use at the fixed end on long gliding e-chains®. For unsupported e-chains® strain relief elements can always be safely used.



Please note

- Ideally, the cables should be secured at both ends of the e-chain® with strain relief.
As a minimum they need to be attached at the moving end of the e-chain®!
- When using chainfix clamps on C-profiles in the mounting bracket for series E4.38L/R4.38L, E4Q.34/H4Q.34, E4.32/H4.32/R4.32 (also for the classic series 280/290/R770, 2828/2928/R7728) a shortened bottom saddle must be used. For shortened bottom saddles supplement Part No. with index "K". Example: CFX12.1K



CFX - chainfix housing with reduced height



Save both time and space during installation with igus® chainfix clamps



For the following igus® series

E2.1

- E2.38
- E2.48

E2/000

- 2600/2700/2650/2680
- 3400/3500/3450/3480

E4.1L

- E4.38L/R4.38L
- E4.48L/R4.48L
- E4.64L

E4Q

- E4Q.34/H4Q.34
- E4Q.44/H4Q.44
- E4Q.58/H4Q.58
- E4Q.82/H4Q.82

E4.1

- E4.32/H4.32/R4.32
- E4.42/H4.42/R4.42
- E4.56/H4.56/R4.56
- E4.80/H4.80/R4.80
- E4.112/R4.112
- E4.162

E4/light

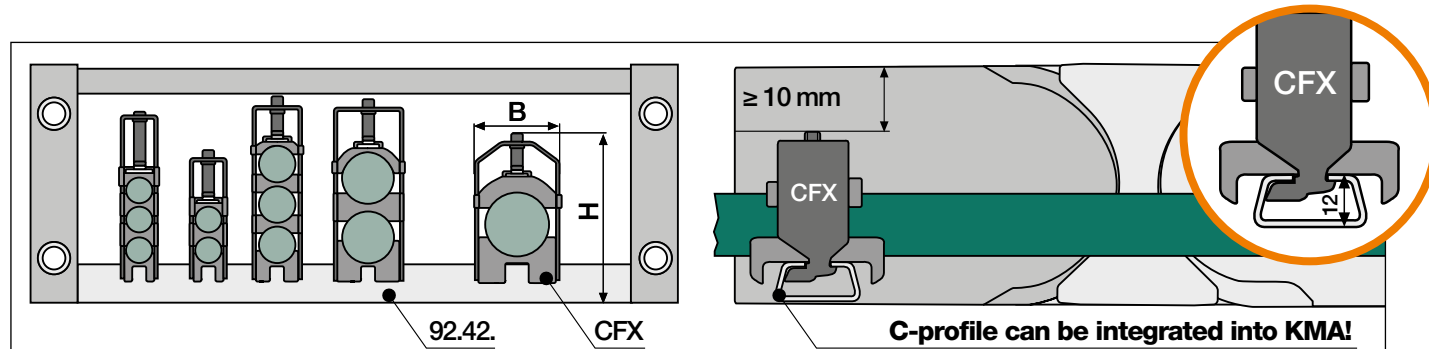
- 14040/14140/18840
- 14240/14340
- 14550/14650/19050
- 15050/15150/19850
- 15250/15350

E6.1

- E61.40
- E61.52
- E61.62
- E61.80

E6

- E6.40
- E6.52/R6.52
- E6.62
- E6.80L
- E6.80



The H dimension in the tables is based on the maximum cable diameter. Cables with smaller diameters may result in a lower overall clamp housing heights. Tightening torque for CFX clamps 1.5Nm.



CFX | Standard clamps with standard base


(suitable for C-profile 92.42.XXX, can be integrated into KMA with C-profile option)

Single clamp housing, incl. bottom saddle

Part No.	Part No.	≤ Ø	B ⁺²	H	Part No.	Part No.	≤ Ø	B ⁺²	H
Steel	Stainless steel*	[mm]	[mm]	[mm]	Steel	Stainless steel*	[mm]	[mm]	[mm]
CFX12.1	CFX12.1.E	06 - 12	16	54	CFX30.1	CFX30.1.E	26 - 30	34	71
CFX14.1	CFX14.1.E	12 - 14	18	50	CFX34.1	CFX34.1.E	30 - 34	38	75
CFX16.1	CFX16.1.E	14 - 16	20	52	CFX38.1	CFX38.1.E	34 - 38	42	79
CFX18.1	CFX18.1.E	16 - 18	22	54	CFX42.1	CFX42.1.E	38 - 42	46	83
CFX20.1	CFX20.1.E	18 - 20	24	56	CFX46.1	CFX46.1.E	42 - 46	51	115 New
CFX22.1	CFX22.1.E	20 - 22	26	58	CFX50.1	CFX50.1.E	46 - 50	55	121 New
CFX26.1	CFX26.1.E	22 - 26	30	67					

*Stainless steel material: AISI 304


- ① Clamp
- ② Bottom saddle
- ③ Stacker saddle



Double clamp housing, incl. bottom and stacker saddles

Part No.	Part No.	≤ Ø	B ⁺²	H	Part No.	Part No.	≤ Ø	B ⁺²	H
Steel	Stainless steel*	[mm]	[mm]	[mm]	Steel	Stainless steel*	[mm]	[mm]	[mm]
CFX12.2	CFX12.2.E	06 - 12	16	72	CFX22.2	CFX22.2.E	20 - 22	26	90
CFX14.2	CFX14.2.E	12 - 14	18	74	CFX26.2	CFX26.2.E	22 - 26	30	109
CFX16.2	CFX16.2.E	14 - 16	20	78	CFX30.2	CFX30.2.E	26 - 30	34	117
CFX18.2	CFX18.2.E	16 - 18	22	82	CFX34.2	CFX34.2.E	30 - 34	38	125
CFX20.2	CFX20.2.E	18 - 20	24	86					

*Stainless steel material: AISI 304



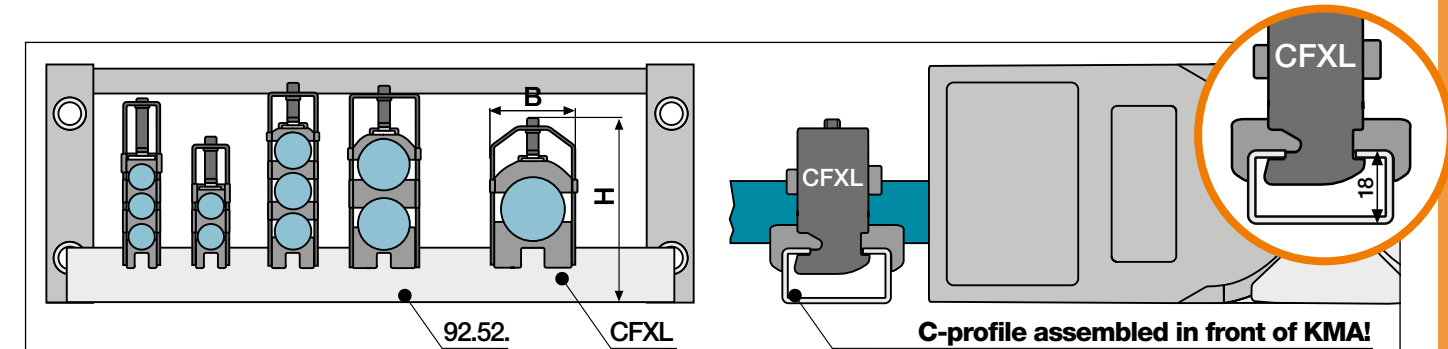
Triple clamp housing, incl. bottom and stacker saddles

Part No.	Part No.	≤ Ø	B ⁺²	H	Part No.	Part No.	≤ Ø	B ⁺²	H
Steel	Stainless steel*	[mm]	[mm]	[mm]	Steel	Stainless steel*	[mm]	[mm]	[mm]
CFX12.3	CFX12.3.E	06 - 12	16	100	CFX18.3	CFX18.3.E	16 - 18	22	108
CFX14.3	CFX14.3.E	12 - 14	18	96	CFX20.3	CFX20.3.E	18 - 20	24	114
CFX16.3	CFX16.3.E	14 - 16	20	102	CFX22.3	CFX22.3.E	20 - 22	26	120

*Stainless steel material: AISI 304



Suitable C-profile for CFX clamps ► Page 838



The H dimension in the tables is based on the maximum cable diameter. Cables with smaller diameters may result in a lower overall clamp housing heights. Tightening torque for CFX clamps 1.5Nm.

CFXL | Clamps with wide base for increased holding force


Suitable for C-profile 92.52.XXX, C-profile always assembled in front of the e-chain®. Cannot be integrated into KMA)

Single clamp housing, incl. bottom saddle

Part No.	Part No.	≤ Ø	B ⁺²	H	Part No.	Part No.	≤ Ø	B ⁺²	H
Steel	Stainless steel*	[mm]	[mm]	[mm]	Steel	Stainless steel*	[mm]	[mm]	[mm]
CFXL12.1	CFXL12.1.E	06 - 12	16	60	CFXL30.1	CFXL30.1.E	26 - 30	34	77
CFXL14.1	CFXL14.1.E	12 - 14	18	56	CFXL34.1	CFXL34.1.E	30 - 34	38	81
CFXL16.1	CFXL16.1.E	14 - 16	20	58	CFXL38.1	CFXL38.1.E	34 - 38	42	85
CFXL18.1	CFXL18.1.E	16 - 18	22	60	CFXL42.1	CFXL42.1.E	38 - 42	46	89
CFXL20.1	CFXL20.1.E	18 - 20	24	62	CFXL46.1	CFXL46.1.E	42 - 46	51	122 New
CFXL22.1	CFXL22.1.E	20 - 22	26	64	CFXL50.1	CFXL50.1.E	46 - 50	55	125 New
CFXL26.1	CFXL26.1.E	22 - 26	30	73					

*Stainless steel material: AISI 304


- ① Clamp
- ② Bottom saddle
- ③ Stacker saddle



Double clamp housing, incl. bottom and stacker saddles

Part No.	Part No.	≤ Ø	B ⁺²	H	Part No.	Part No.	≤ Ø	B ⁺²	H
Steel	Stainless steel*	[mm]	[mm]	[mm]	Steel	Stainless steel*	[mm]	[mm]	[mm]
CFXL12.2	CFXL12.2.E	06 - 12	16	78	CFXL22.2	CFXL22.2.E	20 - 22	26	86
CFXL14.2	CFXL14.2.E	12 - 14	18	80	CFXL26.2	CFXL26.2.E	22 - 26	30	115
CFXL16.2	CFXL16.2.E	14 - 16	20	84	CFXL30.2	CFXL30.2.E	26 - 30	34	123
CFXL18.2	CFXL18.2.E	16 - 18	22	86	CFXL34.2	CFXL34.2.E	30 - 34	38	131
CFXL20.2	CFXL20.2.E	18 - 20	24	92					


*Stainless steel material: AISI 304



Triple clamp housing, incl. bottom and stacker saddles

Part No.	Part No.	≤ Ø	B ⁺²	H	Part No.	Part No.	≤ Ø	B ⁺²	H
Steel	Stainless steel*	[mm]	[mm]	[mm]	Steel	Stainless steel*	[mm]	[mm]	[mm]
CFXL12.3	-	06 - 12	16	106	CFXL18.3	-	16 - 18	22	114
CFXL14.3	-	12 - 14	18	102	CFXL20.3	-	18 - 20	24	120
CFXL16.3	-	14 - 16	20	108	CFXL22.3	-	20 - 22	26	126

*Stainless steel material: AISI 304



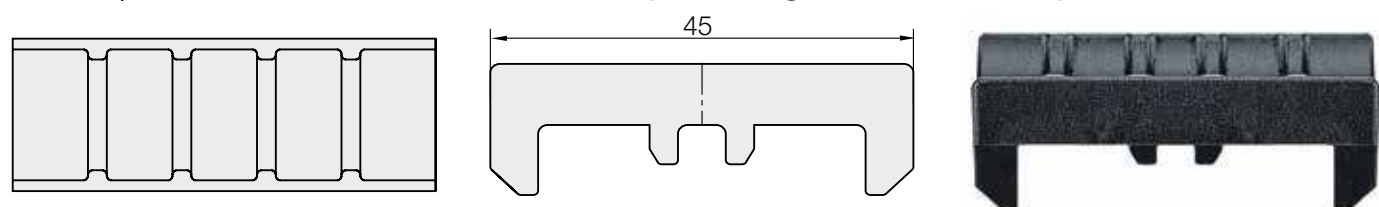
Suitable C-profile for CFXL clamps ► Page 838

Stacker elements for CFX and CFXL clamps

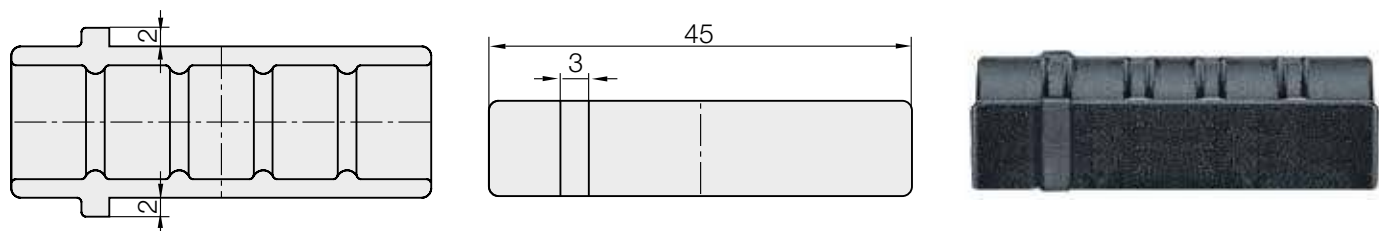
- Built-in ribs for secure grip on cables
- Optimised stacker saddle, captive due to ① locking spring and with ② spring groove for an easy and precise installation
- Conventional stacker saddle
- Long contact surface improves the clamp's stability
- More secure due to high strength



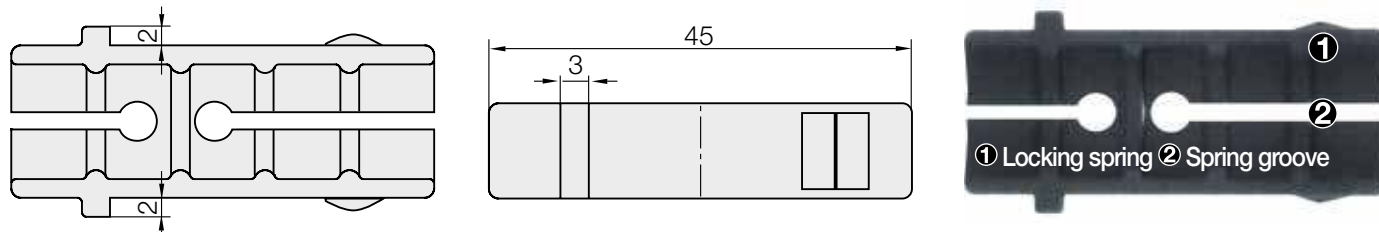
CGXX | Bottom saddle to fit into the clamp housing as an individual part



CDXX | Conventional stacker saddles for all double and triple clamps as an individual part



CD.XX.C | Optimised stacker saddles for all double and triple clamps as an individual part



CGXX	CDXX	CDXX.C	For clamp	≤ Ø [mm]	CGXX	CDXX	CDXX.C	For clamp	≤ Ø [mm]
CG12	CD12	CD.12.C	CFX/CFXL12.X	06 - 12	CG26	CD26	CD.26.C	CFX/CFXL26.X	22 - 26
CG14	CD14	CD.14.C	CFX/CFXL14.X	12 - 14	CG30	CD30	CD.30.C	CFX/CFXL30.X	26 - 30
CG16	CD16	CD.16.C	CFX/CFXL16.X	14 - 16	CG34	CD34	CD.34.C	CFX/CFXL34.X	30 - 34
CG18	CD18	CD.18.C	CFX/CFXL18.X	16 - 18	CG38	-	-	CFX/CFXL38.X	34 - 38
CG20	CD20	CD.20.C	CFX/CFXL20.X	18 - 20	CG42	-	-	CFX/CFXL42.X	38 - 42
CG22	CD22	CD.22.C	CFX/CFXL22.X	20 - 22					

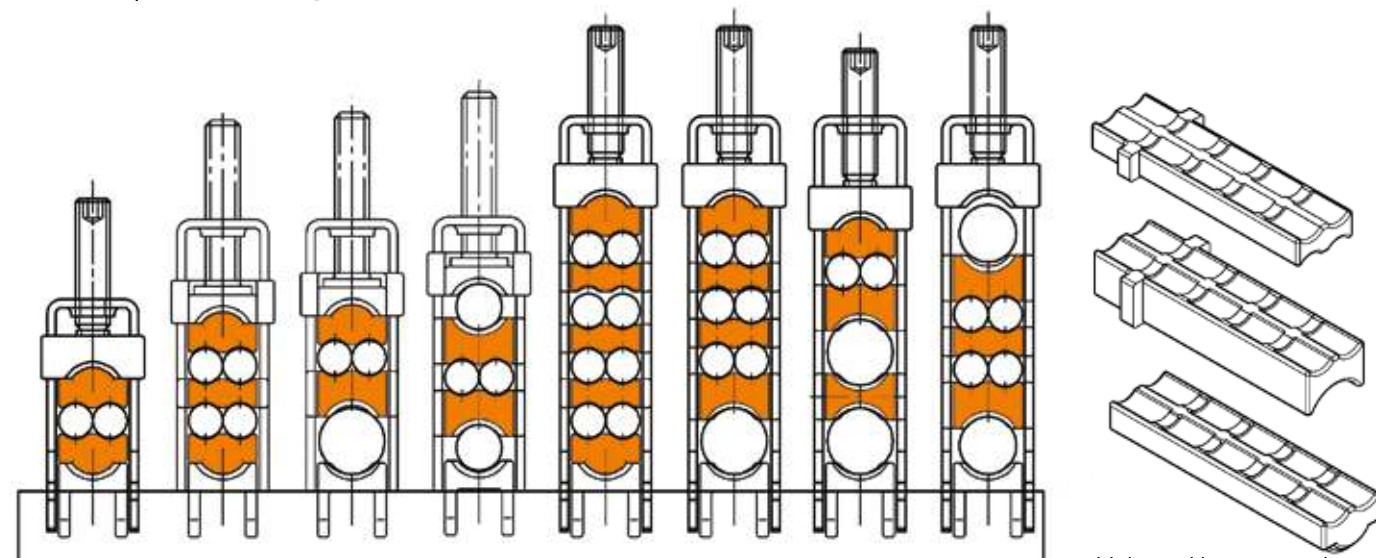
Please note: When using chainfix clamps on C-profile in the mounting bracket for series E4.38L/R4.38L, E4Q.34/H4Q.34, E4.32/H4.32/R4.32 a shortened bottom saddle has to be used. For shortened bottom saddles supplement Part No. with index "K". Example: CFX12.1K

CFX12 - multi-clamps

- More modular options of the proven igus® chainfix strain system
- Universal strain relief for various assembly options
- Save both time and space during installation
- Cost-effective, compact and modular
- For cable diameters from 6mm to 12mm



CFX12 | Multi-clamps, universal strain relief



CFX12.1.Z1 CFX12.2.Z1 CFX12.2.Z2 CFX12.2.Z3 CFX12.3.Z1 CFX12.3.Z2 CFX12.3.Z3 CFX12.3.Z4
CFXL12.1.Z1 CFXL12.2.Z1 CFXL12.2.Z2 CFXL12.2.Z3 CFXL12.3.Z1 CFXL12.3.Z2 CFXL12.3.Z3 CFXL12.3.Z4

Universal bottom and stacker saddles

CFX12 | Multi-clamps, universal strain relief

Part No.Type	CDA.4/4-8	CD4/4	CD.4/4-8	CD12	≤ Ø [mm]
CFX12.1.Z1 / CFXL12.1.Z1	2 x	-	-	-	6
CFX12.2.Z1 / CFXL12.2.Z1	2 x	1 x	-	-	6
CFX12.2.Z2 / CFXL12.2.Z2	1 x	-	1 x	-	6 + 12
CFX12.2.Z3 / CFXL12.2.Z3	-	-	2 x	-	6 + 8
CFX12.3.Z1 / CFXL12.3.Z1	2 x	3 x	-	-	6
CFX12.3.Z2 / CFXL12.3.Z2	1 x	2 x	1 x	-	6 + 12
CFX12.3.Z3 / CFXL12.3.Z3	1 x	-	1 x	1 x	6 + 12
CFX12.3.Z4 / CFXL12.3.Z4	-	1 x	2 x	-	6 + 10

Standard material: galvanised steel. For the stainless steel version (material 1.4301/AISI 304), please add the part number with index .E. Example: Part No. CFX.12.3.Z1.E

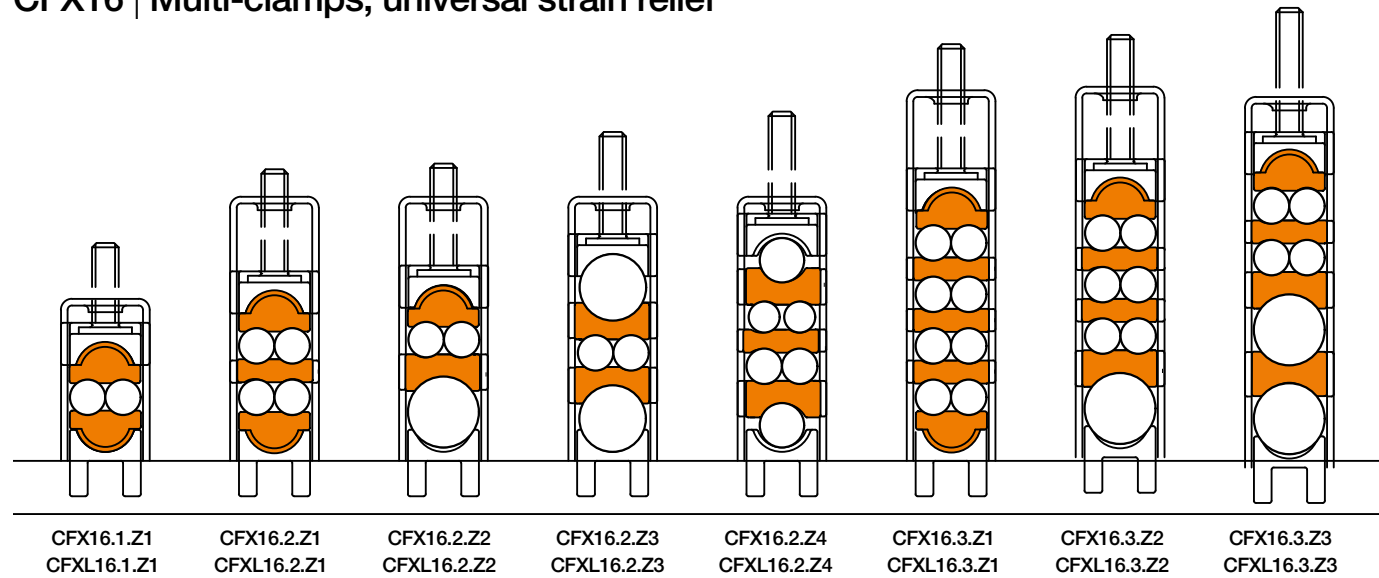
Suitable C-profiles for CFX clamps ► Page 838

CFX16 - multi-clamps





- Very versatile, infinite assembly options
- CFX clamps with standard base
- Optional CFXL clamps with wide base for increased holding force available
- Save both time and space during installation
- Cost-effective, compact and modular
- Maximum cable or hose diameters: 8 to 16mm





CFX16 | Multi-clamps, universal strain relief



Stacker saddles - individual parts | Maximum cable or hose diameter

Part No.Type	 CDA.8/8-16	 CD.8/8	 CD.8/8-16	 CD.16	≤ Ø [mm]
CFX16.1.Z1 / CFXL16.1.Z1	2 x	-	-	-	8
CFX16.2.Z1 / CFXL16.2.Z1	2 x	1 x	-	-	8
CFX16.2.Z2 / CFXL16.2.Z2	1 x	-	1 x	-	8 + 16
CFX16.2.Z3 / CFXL16.2.Z3	-	-	2 x	-	8 + 15
CFX16.2.Z4 / CFXL16.2.Z4	-	1 x	2 x	-	8 + 10
CFX16.3.Z1 / CFXL16.3.Z1	2 x	3 x	-	-	8
CFX16.3.Z2 / CFXL16.3.Z2	1 x	3 x	1 x	-	8 + 16
CFX16.3.Z3 / CFXL16.3.Z3	1 x	1 x	2 x	1 x	8 + 16



 You can find assembly videos for chainfix clamps online at ► www.igus.eu/chainfix

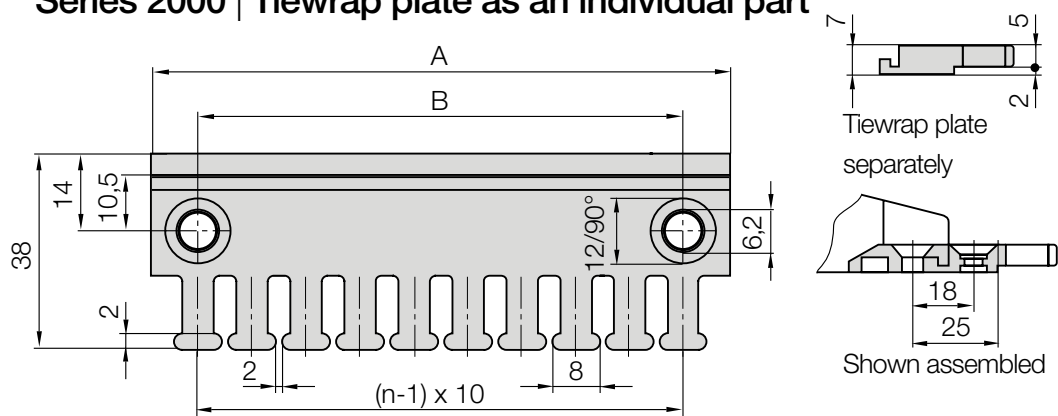
Option 1A: chainfix tiewrap plate series 2000

Available as an individual component

- Screwed on KMA with C-profile
(KMA = polymer metal mounting bracket)
- Can be clipped onto some mounting brackets
- Can be used as an individual part in switchgear cabinets or in the assembly of machines



Series 2000 | Tiewrap plate as an individual part



Part No. Tiewrap plate	Number of teeth [n]	A [mm]	B [mm]	C [mm]	Centre bore - = no / + = yes
2020.ZB*	3	30	15	-	-
2030.ZB	4	40	20	-	-
2040.ZB	5	50	30	-	-
2050.ZB	6	58	40	-	-
2070.ZB	8	80	60	-	-
2090.ZB (= 2030.ZB + 2040.ZB)**	9	90	-	-	-
2100.ZB	10	100	80	-	-
2125.ZB (= 2050.ZB + 2050.ZB)**	12	120	-	-	-

*Not suitable for E4.21.030. series **Strain relief consisting of 2 tiewrap plates

Cable tiewraps as individual parts

Part No. cable tiewraps	Width x length [mm]	≤ Ø [mm]	Holding force [N]
100-piece bag			
CFB.001	4.8 x 150	36	222 N

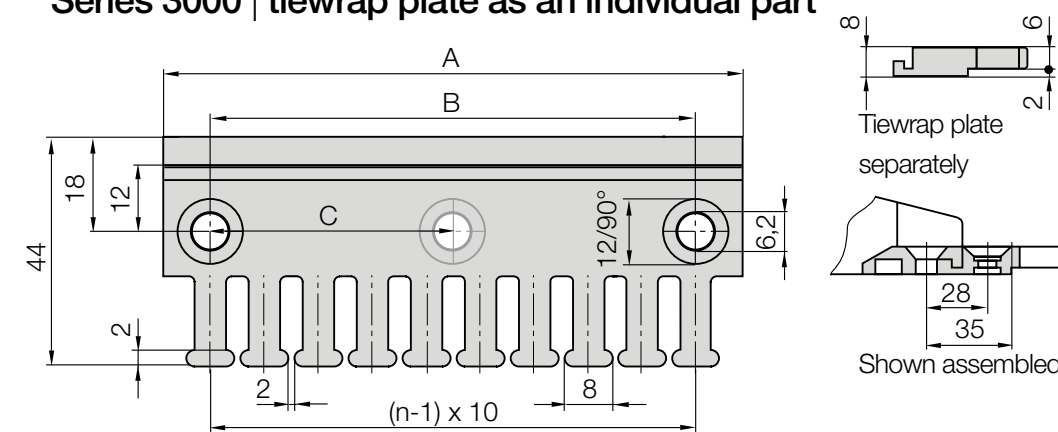
Option 1B: chainfix tiewrap plate Series 3000

Available as an individual component

- Screwed on KMA with C-profile
(KMA = polymer metal mounting bracket)
- Can be clipped onto some mounting brackets
- Can be used as an individual part in switchgear cabinets or in the assembly of machines



Series 3000 | tiewrap plate as an individual part



Part No. Tiewrap plate	Number of teeth [n]	A [mm]	B [mm]	C [mm]	Centre bore - = no / + = yes
3050.ZB	5	50	30	-	-
3075.ZB	7	75	55	-	-
3100.ZB	10	100	80	-	-
3115.ZB	11	115	95	-	-
3125.ZB	12	125	105	-	-
3150.ZB	15	150	130	-	-
3175.ZB	17	175	155	-	-
3200.ZB	20	200	180	90	+
3225.ZB	22	225	205	102.5	+
3250.ZB	25	250	230	115	+

Cable tiewraps as individual parts

Part No. cable tiewraps	Width x length [mm]	≤ Ø [mm]	Holding force [N]
100-piece bag			
CFB.001	4.8 x 150	36	222 N

For the following igus® series


- easy chain®**
- E200/Z200
- E2.1**
- E2.26
- E2/000**
- 1400/1500/1450/1480
- 2400/2500/2450/2480
- 255
- E2R100**
- R117/R118
- E2R**
- R48
- E4.1**
- E4.21
- E6.1**
- E61.29/EF61.29
- E61.35
- E61.40
- E6**
- E6.29/R6.29
- E6.35
- E6.40

For the following igus® series


- easy chain®**
- E26/Z26
- E300/Z300
- E2.1**
- E2.38
- E2.48
- E2/000**
- 2600/2700/2650/2680
- 3400/3500/3450/3480
- E4.1L**
- E4.38L/R4.38L
- E4.48L/R4.48L
- E4.64L
- E4Q**
- E4Q.34/H4Q.34
- E4Q.44/H4Q.44
- E4Q.58/H4Q.58
- E4Q.82/H4Q.82
- E4.1**
- E4.32/H4.32/R4.32
- E4.42/H4.42/R4.42
- E4.56/H4.56/R4.56
- E4.80/H4.80/R4.80
- E4.112/R4.112
- E4.162
- 800
- 840
- E4/light**
- 14040/14140/18840
- 14240/14340
- 14550/14650/19050
- 15050/15150/19850
- 15250/15350
- 1640/1608
- E6.1**
- E61.52
- E61.62
- E61.80
- E6**
- E6.52/R6.52
- E6.62
- E6.80L
- E6.80

Option 1: chainfix tiewrap plates with clip-on connection for C-profile

- Can be clipped into the KMA C-profile
- Easy to assemble without any screws
- Easy to remove with screwdriver but secure when in use
- Can be used as an individual part in switchgear cabinets or in the assembly of machines

**Option 1 | Tiewrap plate for C-profile**

Part No.Tie-wrap plate	Width [mm]	Number of teeth	For series
3050.ZC	50	5	For all mounting brackets with C-profile
3075.ZC	75	7	For all mounting brackets with C-profile

 For the following igus® series

C-profile

- For all mounting brackets with C-profile


Option 2: integrated strain relief for R series E2 e-tubes

- Strain relief integrates completely into the e-tube
- Easy to assemble without any screws
- Can be used as an individual part in switchgear cabinets or in the assembly of machines

**Option 2 | Tiewrap plate for R series E2 e-tubes**

Part No.Tie-wrap plate	Width [mm]	Number of teeth	For series
3050.Z*	50	5	R68
3075.Z	75	7	R68
5850.Z	46	4	R58
5835.Z	32	3	R58 for series 58.050. <i>Bi</i> 50 only.

*Only possible from e-chain® width 100mm and larger

 For the following igus® series

E2 R


- R58
- R68

Option 3: tiewrap plates for fixed crossbars

- Can be clipped on fixed crossbars
- For use with many harnessed cables
- If the KMA is too small for C-profile
- Easy to assemble without any screws

**Option 3 | Tiewrap plate for fixed crossbars**

Part No.Tie-wrap plate	Width [mm]	Number of teeth	For series
2050.Z	60	6	E/Z200, 2400/2500, 2600/2700
3050.Z	50	5	3400/3500
3075.Z	74	7	3400/3500
C.2.522.050.ZS <i>New</i>	48	4	E2.38, E2.48
C.2.522.065.ZS	63	6	E2.38, E2.48
C.2.522.075.ZS	73	7	E2.38, E2.48

 For the following igus® series

easy chain®

- E200/Z200

E2.1

- E2.38
- E2.48

E2/000


- 2400/2500
- 2600/2700
- 3400/3500

Option 4: chainfix tiewrap plates for openable crossbars

- Can be clipped on openable crossbars
- For use with many harnessed cables
- If the KMA is too small for C-profile
- Easy to assemble without any screws

**Option 4 | Tiewrap plate for openable crossbars**

Part No.Tie-wrap plate	Width [mm]	Number of teeth	For series
2050.Z	60	6	2600/2700/2650, E4.28, E61.52, E6.52
3035.ZS	35	3	3400/3500/3450
3050.ZS	50	5	3400/3500/3450
3075.ZS	75	7	3400/3500/3450
3850.ZS	48	5	E4.32/H4.32, E4.42/H4.42, 14240/14340, 15250/15350, E61.62, E6.62
3875.ZS <i>New</i>	74	7	E4.32/H4.32, E4.42/H4.42, 14240/14340, 15250/15350, E61.62, E6.62
4550.ZS	74	5	E4.56/H4.56, E4.80/H4.80, E4.112, 14040/14140, 14550/14650, 15050/15150, E61.80, E6.80L, E6.80, 1640
4575.ZS	80	7	E4.56/H4.56, E4.80/H4.80, E4.112, 14040/14140, 14550/14650, 15050/15150, E61.80, E6.80L, E6.80, 1640
C622.100.ZS		8	E4.38L, E4.48L

 For the following igus® series

E2/000

- 2600/2700/2650
- 3400/3500/3450

E4.1L

- E4.38L
- E4.48L

E4.1

- E4.28
- E4.32/H4.32
- E4.42/H4.42
- E4.56/H4.56
- E4.80/H4.80
- E4.112

E4/light

- 14040/14140
- 14240/14340
- 14550/14650
- 15050/15150
- 15250/15350
- 1640

E6

- E6.52
- E6.62
- E6.80L
- E6.80

E6.1

- E61.52
- E61.62
- E61.80

CFU.V strain relief with innovative honeycomb design for fast assembly and high holding force.

- 80% faster filling (compared to CFX strain relief), openable from both sides for assembly in seconds
- Flexible honeycomb design for increased holding force
- Tribologically optimised honeycomb design for the best hold
- Different cables with diameters from 2mm to 17mm can be strain-relieved without problems
- Cables can be replaced easily
- Easy positioning of cables
- CFU.V cannot be attached to mounting bracket, but has to be installed beforehand on-site



CFU.V | Honeycomb strain relief | Product range

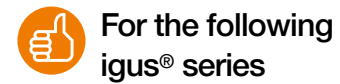
Part No.CFU.V	Bi [mm]	Height [mm]	For series
CFU.V.64.40.100.25.01	100	62	See table on the right
CFU.V.64.40.125.25.01	125	62	See table on the right
CFU.V.64.40.150.25.01	150	62	See table on the right
CFU.V.64.40.175.25.01	175	62	See table on the right
CFU.V.64.40.200.25.01	200	62	See table on the right
CFU.V.64.40.225.25.01	225	62	See table on the right
CFU.V.64.40.250.25.01	250	62	See table on the right
CFU.V.64.40.275.25.01	275	62	See table on the right
CFU.V.64.40.300.25.01	300	62	See table on the right
CFU.V.64.40.325.25.01	325	62	See table on the right
CFU.V.64.40.350.25.01	350	62	See table on the right
CFU.V.64.40.375.25.01	375	62	See table on the right
CFU.V.64.40.400.25.01	400	62	See table on the right



reddot design award
winner 2018



Installation note: 80% faster (compared to CFX strain relief) for different cable types in different chambers, fully flexible, with strong holding force and easy assembly.



For the following
igus® series

E2.1

● E2.48

E2/000

● 3400/3500/3450/3480

R2.1

● R2.48

E2R100

● 167/68

E2R

● R68

E4.1L

● E4.48L/R4.48L

E4.1

● E4.42/H4.42/R4.42

E6.1

● E61.52*

E6

● E6.52/R6.52*

*Available upon request.

Delivery time upon request.



Remove the top side with a hexagon wrench, openable from both sides ...



... fill the CFU.V honeycomb with different cables (with diameters from 2mm to 17mm)



Close the top side ...



... and screw the top side down with a hexagon wrench




An installation video can be found on the Internet at
► www.igus.eu/cfu-honeycomb

Strain relief separators - separators with integrated strain relief teeth

- To be fitted at the first and last e-chain® link
- For restricted space conditions
- Easy to assemble without any screws
- The number n depends on the selection of the cables (diameter, type) and the available space

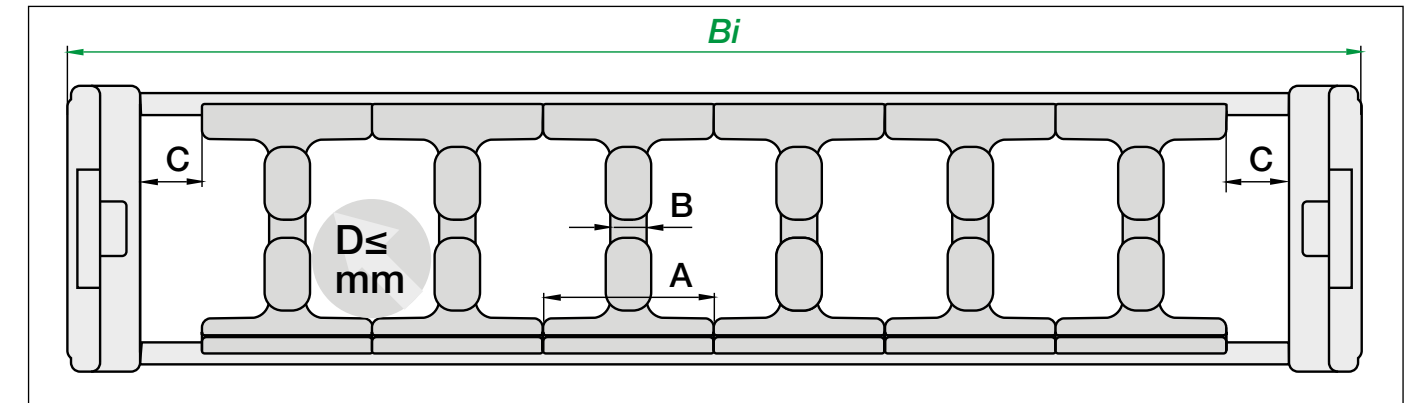


Strain relief separator | With integrated teeth



Strain relief separators are assembled either at the first or last e-chain® link. Alternatively they can be fitted within the e-chain® as an intermediate strain relief

Product range | Installation dimensions



Strain relief separator | Product range | Installation dimensions

Part No.	For series	Number of teeth	A [mm]	B [mm]	C [mm]	D [mm]
26.Z*	E2.26	6	12	3	-	7
21.1.Z	1400/1500	4	10	4	-	6
2020.Z	2400/2500	2	10	4	-	6
2020.ZR	2450/2480	4	10	4	-	6
262.Z	2600/2700	3	10	4	-	6
301.Z	3400/3500	3	18	4	-	14
34501.Z	3450/3480	6	14	4	-	10
1585.01.Z	R157/R158	6	22	4	-	18
1685.01.Z	R167/R168	8	22	4	-	18
481.ZR	R48	4	10	3.5	10	6.5
R2.26.Z	R2.26/R2.26i	4	10	3	-	6
R2.40.Z	R2.40/R2i.40	8	12	3	-	7
31.Z	E4.31L/R4.31L	4	9	4	6	6
38.Z	E4.38L/R4.38L	4	14	4.5	8	15
48.Z	E4.48L/R4.48L	4	14	4.5	8	20
48.ZS	E4.48L/R4.48L	4	14	4.5	8	20
T2103.Z	E4.21	2	8	4	1	4
28.Z	E4.28	4	10	4	-	6
28.ZT	R4.28	4	10	4	15	6
E6.29.02.Z	T3.29	2	8	4	1	4
E6.29.02.Z	E6.29/E61.29	2	8	4	1	4
R6.29.02.Z	R6.29	2	10	4	10	4
E6.35.02.Z	E6.35/E61.35	3	8	4	1	4
E6.40.02.Z	E6.40/E61.40	3	13	4	-	8

*For KMA mounting bracket only

For the following igus® series

E2.1

- E2.26

E2/000

- 1400/1500
- 2400/2500
- 2450/2480
- 2600/2700
- 3400/3500
- 3450/3480

E2R100

- R157/R158
- R167/R168

E2R

- R48

R2.1

- R2.26/R2i.26
- R2i.40/R2i.40

E4.1L

- E4.31L/R4.31L
- E4.38L/R4.38L
- E4.48L/R4.48L

E4.1

- E4.21
- E4.28/R4.28

T3

- T3.29

E6.1

- E61.29/EF61.29
- E61.35
- E61.40

E6

- E6.29
- R6.29
- E6.35
- E6.40

For series E2/000

		1400/1500 e-chains®
		unassembled 21.1.Z
		assembled 21.1.Z.1

		2400/2500 e-chains®
		unassembled 2020.Z
		assembled 2120.Z

		2450/2480 e-tubes
		unassembled 2020.ZR
		assembled 2120.ZR

		2600/2700 e-chains®
		unassembled 262.Z
		assembled 263.Z

		3400/3500 e-chains®
		unassembled 301.Z
		assembled 311.Z

		3450/3480 e-tubes
		unassembled 34501.Z
		assembled 34511.Z

For series E2.1 e-chains®

		E2.26-E2i.26* e-chains®
		unassembled 26.Z
		assembled 26.Z.1

*For KMA mounting bracket only

For series R100 E2 e-tubes

		R157/R158 e-tubes
		unassembled 1585.01.Z
		assembled 1586.01.Z

		R167/R168 e-tubes
		unassembled 1685.01.Z
		assembled 1686.01.Z

For series R E2 e-tubes

		R48 e-tubes
		unassembled 481.ZR
		assembled 482.ZR

For series R2.1 e-tubes

		R2.26-R2i.26 e-tubes
		unassembled R2.26.Z
		assembled R2.26.Z.1

		R2.40-R2i.40 e-tubes
		unassembled R2.40.Z
		assembled R2.40.Z.1

For series E4.1L

		E4.31L/R4.31L e-chains®/e-tubes
		unassembled 31.Z
		assembled 31.Z.1

		E4.38L/R4.38L e-chains®/e-tubes
		unassembled 38.Z
		assembled 38.Z.1

		E4.48L/R4.48L e-chains®/e-tubes
		unassembled 48.Z
		assembled 48.Z.1

		E4.48L/R4.48L e-chains®/e-tubes
		unassembled 48.ZS
		assembled 48.ZS.1

For series E4.1

		E4.28 e-chains®
		unassembled 28.Z
		assembled 28.Z.1

		R4.28 e-tubes
		unassembled 28.ZT
		assembled 28.ZT.1

		E4.21 e-chains®
		unassembled T2103.Z
		assembled T2113.Z

For series T3

		T3.29 e-chains®
		unassembled E6.29.02.Z
		assembled E6.29.12.Z

For series E6.1 / E6 / R6

		E6.29/E61.29 e-chains®
		unassembled E6.29.02.Z
		assembled E6.29.12.Z


		R6.29 e-tubes
		unassembled R6.29.02.Z
		assembled R6.29.12.Z

		E6.35/E61.35 e-chains®
		unassembled E6.35.02.Z
		assembled E6.35.12.Z

		E6.40/E61.40 e-chains®
		unassembled E6.40.02.Z
		assembled E6.40.12.Z

CFV strain relief element - for a stepped strain relief for use outside of the e-chain® section

- Easy strain relief for cables, even in fully enclosed tubes and with different connectors
- For e-chains® and e-tubes
- Subsequent installation into KMA mounting bracket or top-hat (DIN) rail 15 (TS92.31) possible



CFV | Strain relief elements with tiwrap teeth

Part No.	For series	Inner height hi [mm]	For use in
CFV.31.N15	E4.31L/R4.31L	31	Top-hat (DIN) rail 15 (TS92.31)
CFV.R2.26.Z	R2.26	26	KMA*
CFV.R2.40.Z	R2.40	40	KMA*
CFV.42.C	2600/2700/2650/2680 3400/3500/3450/3480 E4Q.34/H4Q.34 E4.32/H4.32/R4.32 E4Q.44/H4Q.44 E4.42/H4.42/R4.42 E4.38L/R4.38L E4.48L/R4.48L	35 45 32 32 42 42 38 48	KMA* KMA* KMA* KMA* KMA* KMA* KMA* KMA*
CFV.80.C	R2.75 E4.64L E4Q.58/H4Q.58 E4.56/H4.56/R4.56 E4Q.82/H4Q.82 E4.80/H4.80/R4.80	75 64 56 56 80 80	KMA* KMA* KMA* KMA* KMA* KMA*

*KMA = polymer metal mounting bracket

For the following igus® series

- E2/000**
 - 2600/2700
 - 2650/2680
 - 3400/3500
 - 3450/3480
- R2.1**
 - R2.26
 - R2.40
- E4.1L**
 - E4.31L/R4.31L
 - E4.38L/R4.38L
 - E4.48L/R4.48L
 - E4.64L
- E4Q**
 - E4Q.34/H4Q.34
 - E4Q.44/H4Q.44
 - E4Q.58/H4Q.58
 - E4Q.82/H4Q.82
- E4.1**
 - E4.32/H4.32/R4.32
 - E4.42/H4.42/R4.42
 - E4.56/H4.56/R4.56
 - E4.80/H4.80/R4.80



CFV stepped strain relief element easily clipped in from above

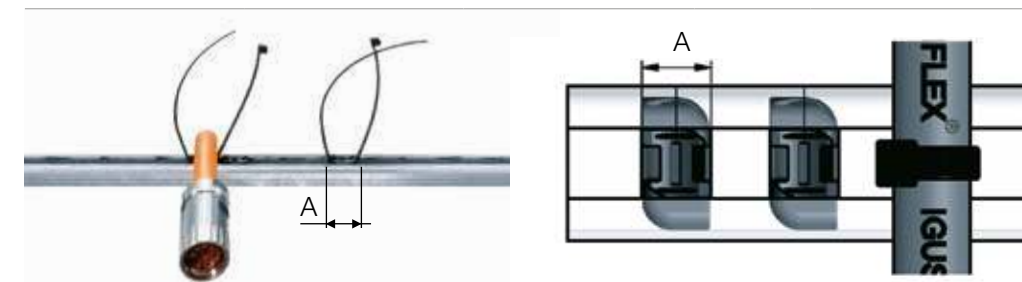
Option 1: CFN nuggets for C-profile
Option 2: CFN nuggets for top-hat (DIN) rail 35

- Universal cable fixation in C-profile or clip onto a standard top-hat (DIN) rail 35
- Simple strain relief with cable tiwraps
- Very little space required
- Easy to assemble without any screws and tools
- Adjustable to every e-chain® filling



Option 1 | CFN nuggets for C-profile

Part No.	For C-profiles	≤ Ø [mm]	A [mm]
Nugget			
CFN.20	92.42 ... /92.42 ... E	20	10.8
CFN.30.52	92.52 ... /92.52 ... E	30	16.4

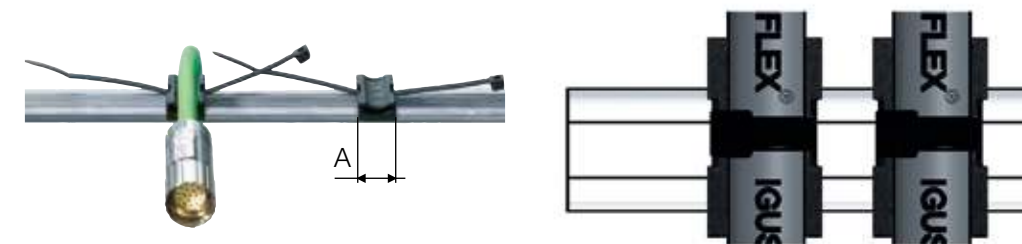


For the following igus® series

- C-profile**
 - For all mounting brackets with C-profile

Option 2 | CFN nuggets for top-hat (DIN) rail 35

Part No.	For top-hat (DIN) rails	≤ Ø [mm]	A [mm]
Nugget			
CFN.20.N35	Top-hat (DIN) rail 35	20	20



For the following igus® series

- Top-hat (DIN) rail**
 - Top-hat (DIN) rail 35

