

LUXOR E A / LUXOR EM A

ETA plus® technology

Optional ETA plus® technology stands for innovative and energy-efficient drying technology which takes two individual factors into consideration:

- The process air-flow control adapts automatically the mass flow of air to the amount of material being dried as well as to seasonal and time-of-day related fluctuations.
- Once the mass air-flow has been reduced to its minimum value, the drying temperature adapts automatically to the amount of material being dried. This guarantees very gentle drying, especially when there is a large drop in material throughput rates.

Altogether, the combination of air flow control and temperature reduction offers the highest possible energy savings. Compared with conventional drying systems, energy savings of up to 64% are possible with ETA plus® technology.

Both functions can be either enabled or disabled dependant on your process requirements.

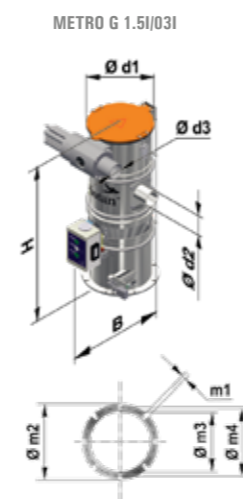


LUXOR E A / LUXOR EM A TECHNICAL DATA

Technical data	LUXOR E/EM A 60	LUXOR E/EM A 100	LUXOR E/EM A 150
Drying bin volume (l)	60	100	150
Average dry air flow (m³/h)	20	34	50
Temperature range (°C)	70-140		
Power supply	3/PE 380-400/440/480V 50/60Hz		
Connected load (kW)	3-6		
Fuse rating (A)	16		
Control voltage (V DC)	24		
Compressed air supply (bar/mm)	5-7 / 9		
Compressed air consumption max. (l/h)	1		
Weight approx. (kg)	161/195	181/215	191/225
Dimensions (mm)			
L	1071/1332	1071/1332	1071/1332
B	600	600	600
H	1460	1675	2010
Colour RAL orange/grey	2011/7040	2011/7040	2011/7040



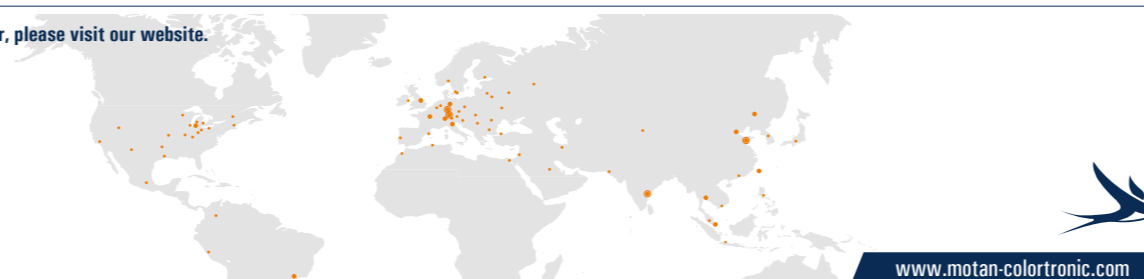
Technical data	METRO G 1.5l	METRO G 03l
Fill volume - litres/cycle	1.5	3
Weight (kg)	8	8.5
Mesh width - filter (µm)	500 (option 1200)	
Compressed air (bar)	4-6	
Dimensions (mm)		
H	469	529
H (with open lid)	670	730
B	295	295
Ø d1	170	170
Ø d2	38	38
Ø d3	38	38
m1	7	7
Ø m2	215	215
Ø m3	170	170
Ø m4	195	195



Performance data					
Material (throughput rates kg/h)					
	Drying temp. (°C)	Residence time (h)	LUXOR E/EM A 60	LUXOR E/EM A 100	LUXOR E/EM A 150
ABS	80	2.5	15	25	38
CA	75	2.5	11	19	28
CAB	75	3	10	17	25
CP	75	4	10	16	24
EPDM	80	4	8	13	20
PA 6/66	80	5	8	14	20
PA 6 40% GF	80	5	12	20	31
PA 6.10/11/12	80	5	8	14	20
PAEK	140	4	11	18	26
PBT	120	3	15	26	38
PC	120	2.5	15	26	38
PC/PBT	110	2	11	19	28
PE	90	2	9	15	23
PE black	90	3	8	14	21
PEEK	140	4	14	23	35
PEI	140	5	11	18	26
PES	140	5	11	18	28
PET	140	7	7	12	18
PI	140	2	18	30	45
PLA	100	4	11	19	28
PMMA	80	2.5	14	24	36
POM	110	2.5	17	28	42
PP	100	2.5	12	20	29
PP talc 40%	100	3	11	19	28
PPO (PPE)	110	2.5	15	26	38
PPS	140	3.5	14	23	35
PS	80	2	18	30	45
PSU	130	3	15	25	38
PVC	70	2	18	30	45
SAN	80	2.5	16	26	39
SB	80	2	17	28	42
TPU (PUR)	80	3.5	11	18	27

The throughput rates indicated in the table are based on approx. values applicable to commercially available materials. Subject to technical changes

To find your local partner, please visit our website.



Compact dryer with integrated conveying

LUXOR E A LUXOR EM A

think materials management



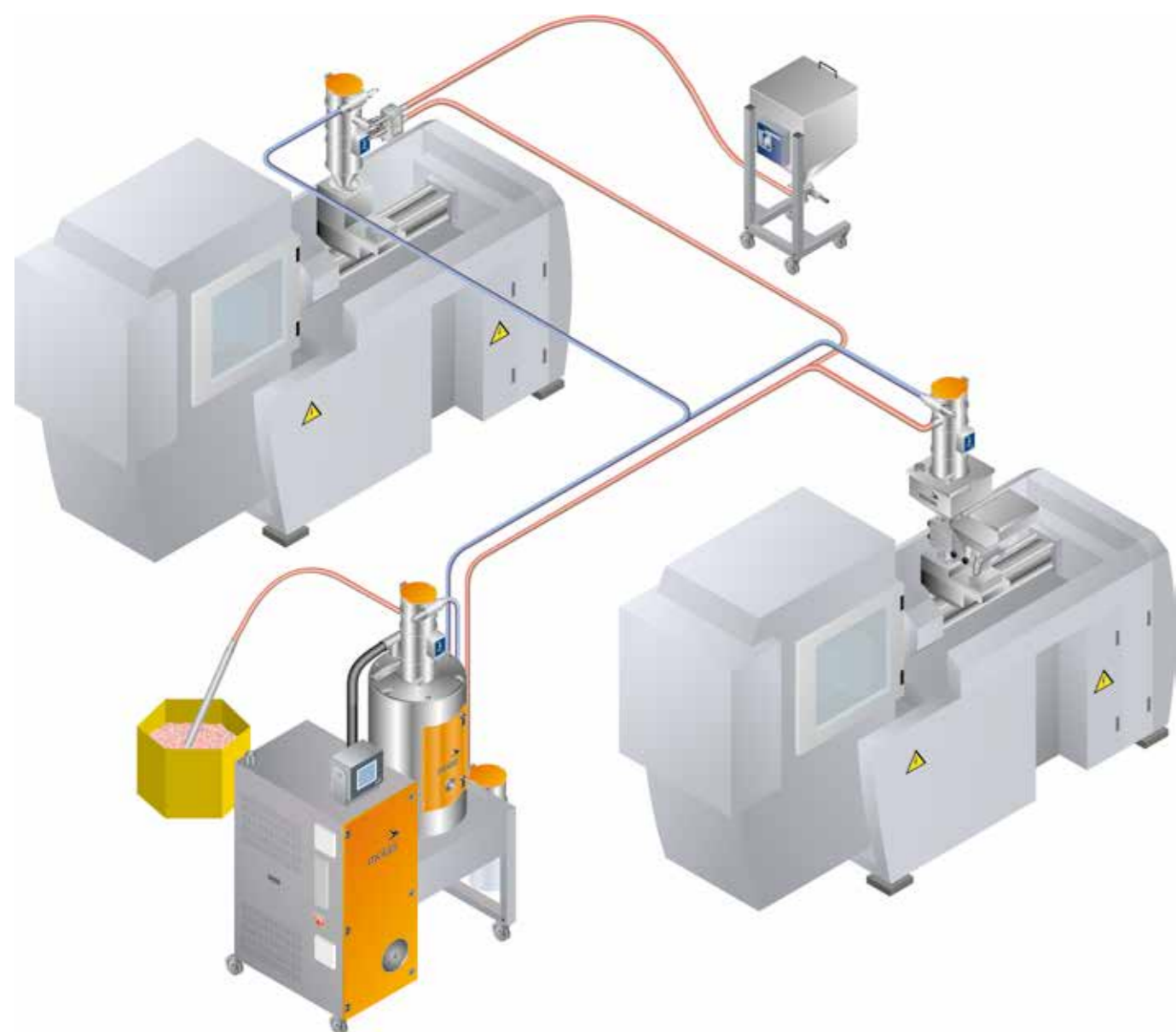
LUXOR E A / LUXOR EM A

COMPACT DRYER WITH INTEGRATED CONVEYING

Both the LUXOR E A and LUXOR EM A dryers with optional ETA plus® energy saving technology are specifically designed to supply consistently low dew-point air to one drying bin, while reducing energy consumption. The LUXOR E A dryer is designed for use with existing conveying systems or hopper loaders. Whereas the LUXOR EM A offers a machine dedicated solution with integrated dry air conveying for up to two processing machines and the drying bin. There are three sizes with drying bin capacities of 60, 100 and 150 litres.

The LUXORnet controls utilise modern, flexible BUS-technology. As standard, the colour touch control manages the dry air generator, one drying bin and with the EM version, material conveying to one drying bin and two processing machines.

The integration of dry-air conveying, line purging and material proportioning provides maximum flexibility and productivity.



METRO G material loaders

METRO G system loaders are used to convey the plastic granulate quickly and cleanly to the processing machine or drying bin. Material is delivered exactly when needed, keeping machines running and avoiding costly downtime. Material wastage is eliminated and the work-space is kept clean and safe.

Material proportioning valve

The electro-polished stainless steel METROMIX proportioning valve is attached to a METRO G material loader. You can easily adjust the percentage and number of material layers per conveying cycle at the dryer control. A large transparent access panel gives you easy access for cleaning.

Conveying pipework

For easy setup, pre-configured material feedline sets are available for one or two machines. The option of stainless steel vacuum and conveying pipework at the back of the drying bin, enables a simple and effective connection to the processing machines.

LUXORBIN construction

All motan LUXORBINs are made of stainless steel and are completely insulated including the bin cone. The bins are mounted on solid frames and have a control box mounted at the front of the bin for optimum accessibility. The long-life solid state relays guarantee precise and reliable temperature control that does not damage thermally-sensitive materials.

Large clean out door

The larger 100 and 150 litre drying bins are equipped with especially large clean-out doors fitted with a sight glass and easy-to-open quick release handles. They fit the shape of the bin in order to optimise material flow and simplify cleaning. In addition, they have a split hinged lid for easy access from above.



Side-channel blower for conveying

Perfect for moderate distance conveying applications, nothing beats the simplicity and reliability of a side-channel vacuum blower. The compact design allows the pump to be installed under the drying bin.

Dry air conveying and line purging

Dry air conveying is essential for hygroscopic materials. Conveying to the processing machine is carried out in a closed loop using dry, warm air. This maintains material temperature and eliminates reabsorption of moisture. As an option the material feed lines can be purged after every conveying cycle.



Cyclone and fine dust filter for conveying

The cyclone dust filter offers you efficient filtering for small to medium throughput conveying. The cyclone separates the dust and a transparent dust collection bin with quick release clips makes for the quick and easy removal of fines.



LUXORnet EM

The LUXORnet EM control offers user-friendly operation via a colour graphic display with touch screen. The control incorporates comprehensive functions for operation and process control, recipe management, reporting for quality assurance, as well as enhanced service functions and trend charts. ETA plus® airflow control with temperature adaptation is available as an option.

The LUXORnet control utilises modern, flexible BUS technology. As standard, the control manages the dry air generator, one drying bin, as well as up to three material loaders.

LUXORnet technology stands out due to its modern, Ethernet-based open network architecture enabling you to connect LUXOR EM A dryers with a central WEBpanel this allows you to control all functions remotely and provides an overview of the entire production.