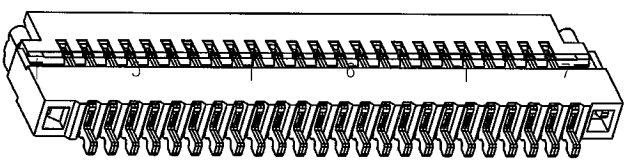
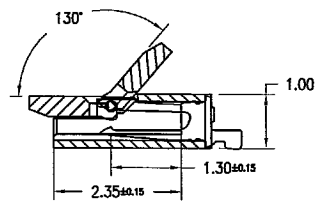


1 2 3 4 5 6 7 8

| REV | MODIFICATION | DATE | DRAW |
|-----|---------------|------------|-------|
| C | EN-12-0203 | 2012/02/09 | Chris |
| D | ECN2-00000482 | 2017.02.23 | Moya |
| E | ECN2-00000561 | 2017.12.28 | Moya |

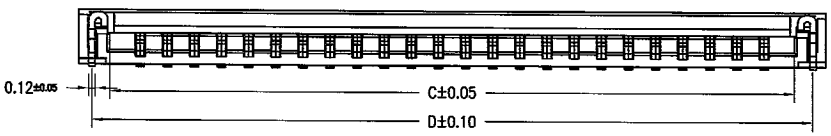
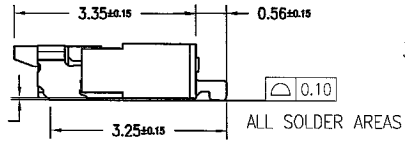
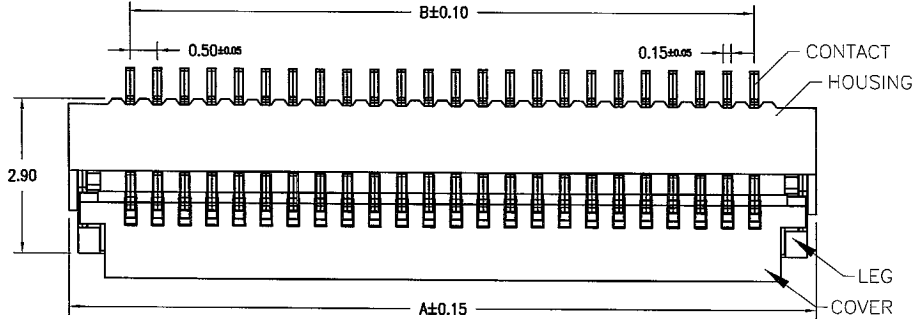


3D Drawing

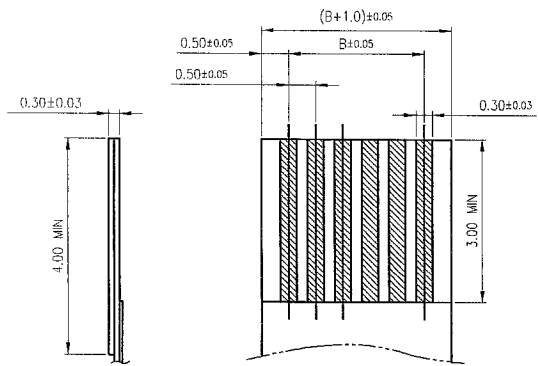


NOTES:

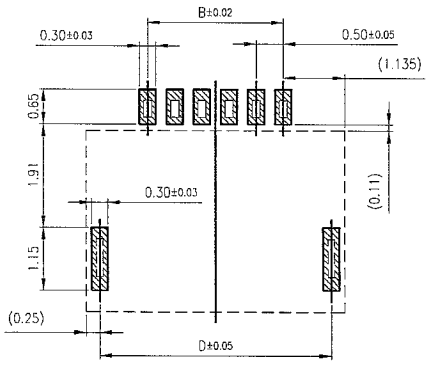
- MATERIAL:
HOUSING: HIGHT-TEMP PLASTIC,UL 94-V0,COLOR:WHITE;
COVER: HIGHT-TEMP PLASTIC,UL 94-V0,COLOR:BROWN;
CONTACT: COPPER ALLOY;
LEG: COPPER ALLOY;
- PLATING:
CONTACT: GOLD OR TIN PLATED ON NICKEL OVERALL.
LEG: TIN PLATED ON NICKEL OVERALL.
- RATING:
CURRENT RATING: 0.4A AC/DC
VOLTAGE RATING: 50V AC/DC
TEMPERATURE RANGE: -55°C~+85°C;
- PART NO: **FPCTF - Z xx T1 AA00-G**



| PIN NO. | DIM. A | DIM. B | DIM. C | DIM. D | PIN NO. | DIM. A | DIM. B | DIM. C | DIM. D |
|---------|--------|--------|--------|--------|---------|------------|-----------|-----------|------------|
| 04 | 3.77 | 1.50 | 2.60 | 3.27 | 23 | 13.27 | 11.50 | 12.10 | 12.77 |
| 05 | 4.27 | 2.00 | 3.10 | 3.77 | 24 | 13.77 | 11.50 | 12.60 | 13.27 |
| 06 | 4.77 | 2.50 | 3.60 | 4.27 | 25 | 14.27 | 12.00 | 13.10 | 13.77 |
| 07 | 5.27 | 3.00 | 4.10 | 4.77 | 26 | 14.77 | 12.50 | 13.60 | 14.27 |
| 08 | 5.77 | 3.50 | 4.60 | 5.27 | 27 | 15.27 | 13.00 | 14.10 | 14.77 |
| 09 | 6.27 | 4.00 | 5.10 | 5.77 | 28 | 15.77 | 13.50 | 14.60 | 15.27 |
| 10 | 6.77 | 4.50 | 5.60 | 6.27 | 29 | 16.27 | 14.00 | 15.10 | 15.77 |
| 11 | 7.27 | 5.00 | 6.10 | 6.77 | 30 | 16.77 | 14.50 | 15.60 | 16.27 |
| 12 | 7.77 | 5.50 | 6.60 | 7.27 | 31 | 17.27 | 15.00 | 16.10 | 16.77 |
| 13 | 8.27 | 6.00 | 7.10 | 7.77 | 32 | 17.77 | 15.50 | 16.60 | 17.27 |
| 14 | 8.77 | 6.50 | 7.60 | 8.27 | 33 | 18.27 | 16.00 | 17.10 | 17.77 |
| 15 | 9.27 | 7.00 | 8.10 | 8.77 | 34 | 18.77 | 16.50 | 17.60 | 18.27 |
| 16 | 9.77 | 7.50 | 8.60 | 9.27 | 35 | 19.27 | 17.00 | 18.10 | 18.77 |
| 17 | 10.27 | 8.00 | 9.10 | 9.77 | 36 | 19.77 | 17.50 | 18.60 | 19.27 |
| 18 | 10.77 | 8.50 | 9.60 | 10.27 | 37 | 20.27 | 18.00 | 19.10 | 19.77 |
| 19 | 11.27 | 9.00 | 10.10 | 10.77 | 38 | 20.77 | 18.50 | 19.60 | 20.27 |
| 20 | 11.77 | 9.50 | 10.60 | 11.27 | 39 | 21.27 | 19.00 | 20.10 | 20.77 |
| 21 | 12.27 | 10.00 | 11.10 | 11.77 | 40 | 21.77 | 19.50 | 20.60 | 21.27 |
| 22 | 12.77 | 10.50 | 11.60 | 12.27 | n | n*0.5+1.77 | (n-1)*0.5 | n*0.5+0.6 | n*0.5+1.27 |



Applicable FPC



RECOMMEND PCB LAYOUT TOLERANCE: ±0.05

| | | |
|--------------------------------------|----------|---------------------|
| DIMENSION IN mm [inch] | | PROD. SPEC. |
| TOLERANCE UNLESS OTHERWISE SPECIFIED | | PKG. SPEC. |
| .X±0.20 | X.'± 5' | APPROVE <i>Gmm</i> |
| .XX±0.15 | .X'± 2' | CHECK <i>Moya</i> |
| .XXX±0.10 | .XX'± 1' | DRAW <i>11/Moya</i> |

| | |
|--|---------------------------|
| KINGFONT PRECISION INDUSTRIAL CO., LTD. | |
| TITLE 0.5mm ZIF FPC CONNECTOR PIANO TYPE H=1.0 | |
| CUSTOMER DRAWING | |
| FILE NO. | DWG NO. FPCTF-ZxxT1AA00-G |
| SIZE A4 | PROJ. SHEET 1 / 1 |
| SCALE 1:1 | REV E |

1 2 3 4 5 6 7 8