

Fieldbus Controller for the 9250 Instrumentation Amplifier series

MODEL 9251



NEW
9251 with integrated
measuring input

Highlights

- PROFINET, EtherCAT and EtherNet/IP
- High measurement speed
- Up to 8 model 9250 instrumentation amplifiers can be modularly connected
- Automatic measurement channel detection
- Option: singlechannel variant with integrated measuring amplifier

Options

- Measuring input: Strain gage, Potentiometer, ± 10 V
- burster TEDS

Applications

- Automation technology
- Production
- Research and development
- Mechanical engineering
- Test-bench equipment



Product description

The new 9250/9251 amplifier generation unites all the features that make modern measurement data acquisition actually possible for the first time. Network-compatible, high-precision, user-friendly, smart and versatile: the combined system of amplifier module and Fieldbus controller can be integrated into any existing setup.

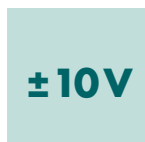
The model 9250 instrumentation amplifier together with the model 9251 Fieldbus controller delivers all signals exactly where they are needed, to be combined, checked and linked. With the available Fieldbus interfaces, you are flexible, perfectly connected and you save time, costs and other resources when linking to and integrating into existing systems.

Up to 8 bus-compatible model 9250 instrumentation amplifiers can be cascaded on the model 9251 Fieldbus controller. Automatic detection and addressing of the instrumentation amplifier modules allows easy expansion. By means of an optional measuring input, the fieldbus controller can be operated as a stand-alone device. Alternatively, up to 8 instrumentation amplifiers model 9250 can be cascaded for multi-channel measuring tasks.

Some applications require large amounts of measurement data to be acquired and transmitted within a very short time. Very fast PLC communication with high update rates is needed. To optimize data throughput, the model 9251 Fieldbus controller can transmit a whole data array with the last 32 measured values per channel. The scaled measured values are read simultaneously in the real-time data of the Fieldbus link.



Fieldbus controller 9251 with up to 8 instrumentation amplifiers 9250

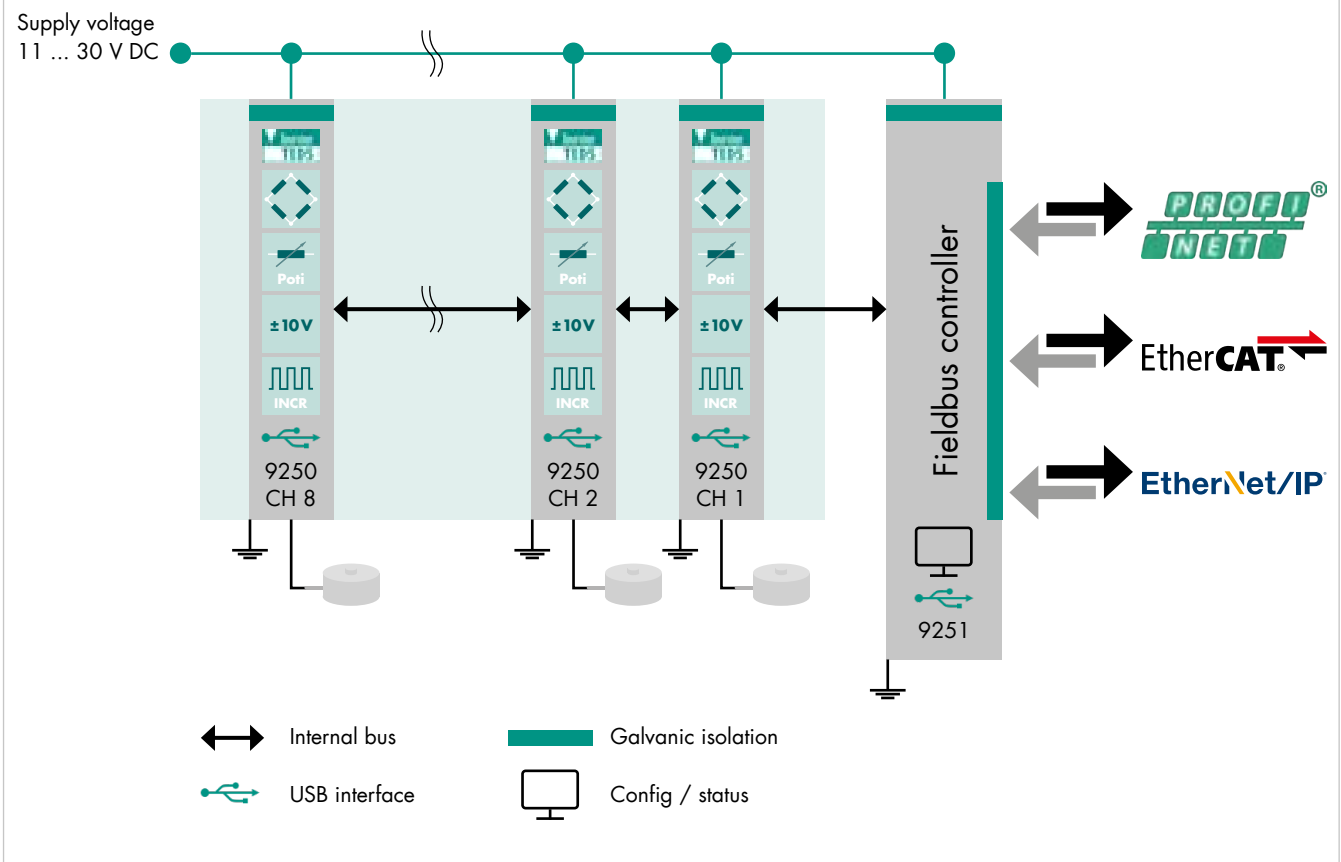


Technical data

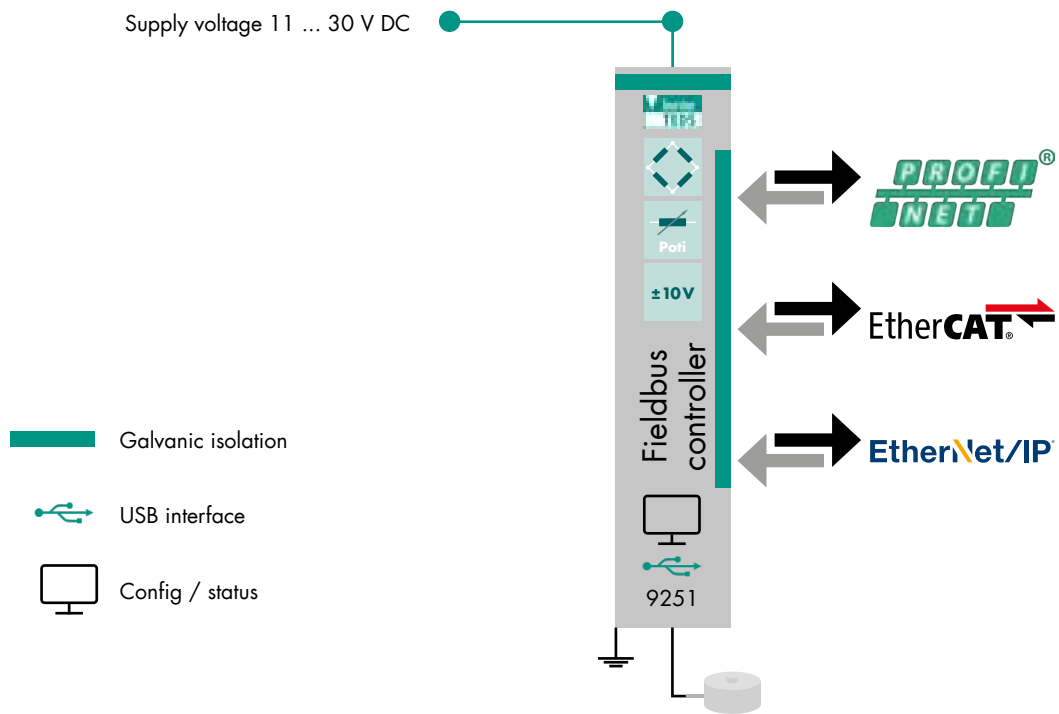
Interfaces		
PROFINET		
Connection		2 x RJ45, 10/100 Mbit/s
Communication		RT communication Cyclical real-time process data <i>Short mode:</i> Transmission of each individual measured value for slow measurements or very fast PLC communication <i>Extended mode:</i> Simultaneous transmission of 32 measured values for high measurement speed Acyclical parameter data
EtherCAT		
Connection		2 x RJ45, 10/100 Mbit/s
Communication		PDO – Process Data Objects Transmission of each individual measured value for slow measurements or very fast PLC communication Simultaneous transmission of 32 measured values for high measurement speed SDO – Service Data Objects
EtherNet/IP		
Connection		2 x RJ45, 10/100 Mbit/s
Communication		cyclical data transmission (implicit messaging) acyclical data transmission (explicit messaging)
Internal communication bus to the 9250 modules		
Transmission speed		3.6 kHz per channel
Number of devices (model 9250)		Up to 8
Compatible sensors / provisional data		
Strain gage full bridge		
Excitation voltage		2.5 / 5 / 10 V, configurable, short-circuit proof
Connection technology		4 or 6 wire, automatic recognition
Excitation current		approx. 40 mA
Input impedance		1 GOhm
Measuring ranges		±15 mV, ±30 mV, ±300 mV
Potentiometer		
Excitation voltage		5 V
Excitation current		max. 40 mA
Resistance		> 200 Ohm
Input impedance		1 GOhm
Voltage metering		
Measuring range		±10 V
Input impedance		1 GOhm

Housing	
Material	Polyamide
Dimensions (WxHxD)	22.5 x 110 x 115 mm
Weight	Approx. 210 g
Protection class	IP20 to EN 60529
Connections	Screw clamps, up to 2.5 mm, RJ45, USB
General data	
Supply voltage	11 ... 30 V DC, galvanic isolation, inverse polarity protection, overvoltage protection
Power consumption	Approx. 3 W
Operating temperature range	0 °C ... +50 °C
Storage temperature range	-25 °C ... +70 °C
Sampling rate	10000/s (in standalone mode) 1000/s (per channel when cascading of 1 to 8 model 9250 instrumentation amplifiers)
AD conversion	24 bit
Humidity	0 ... 70 % non-condensing
Installation	Grounded mounting rail 35 mm to DIN EN 50022
Interfaces	2 x RJ45, Micro-USB for configuration, USB Type-A master port (function in preparation), internal bus interface for cascading up to 8 bus-compatible model 9250 instrumentation amplifiers
Display	1 x status LED, 3 x fieldbus-specific LEDs, option: 1 x TARA LED

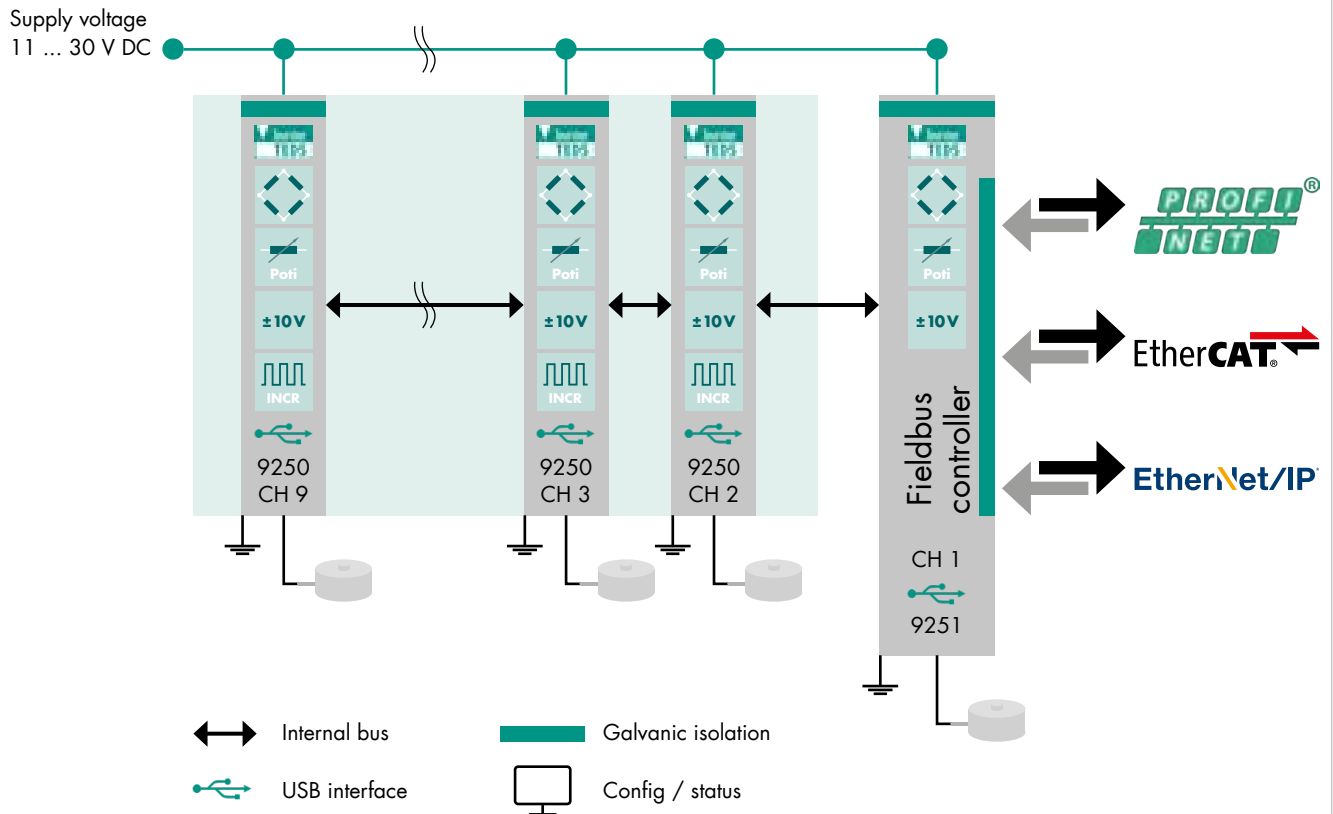
Block diagram – multichannel application with universal instrumentation amplifier, fieldbus controller and load cell



Block diagram – singlechannel application, fieldbus controller with measuring input and load cell



Block diagram – multichannel application with universal instrumentation amplifier, fieldbus controller with measuring input and load cells



DigiVision PC software

- Free of charge at www.burster.com
- Convenient device configuration via front-panel USB port
- Automatic recognition of amplifier modules in DigiVision
- Backup facility for storing settings
- Analog output configuration
- Scaling of output values
- Configuration of PLC I/O outputs
- Device information



Accessories

Order code	
9900-K358	USB cable for configuration
9250-Z001	1 set of terminals (supplied with device)

Calibration of the measuring chain

Calibration of measuring chain	
92ABG	Calibration of the measuring chain in sensor's reference direction
92ABG-S	Calibration of the measuring chain according to customer request

Calibration certificate with accreditation symbol

Calibration certificate with accreditation symbol for Feldbus-Controller 9251 with measuring input. The calibration is based on the accreditation of the calibration laboratory D-K-15141-01-00 for the scope of accreditation listed in the annex. The traceability to national standards as well as wide international recognition (DAkKS as a signatory of the multilateral agreements of EA, ILAC and IAF) are guaranteed.



Calibration certificates for instrumentation amplifiers

Standard factory calibration certificate for instrumentation amplifiers (WKS)	
On request	Calibration is performed by electrical simulation of the input variables.
Calibration certificate with accreditation symbol for instrumentation amplifiers (DKD)	
On request	Our ISO 17025 accredited calibration laboratory (DAkKS) offers accredited calibration certificates according to its scope of services. Calibration is performed by electrical simulation of the input variables.

Calibration certificates for measurement chains

Standard factory calibration certificate for measurement chains (WKS)	
Optional available	<p>Normally, our standard factory calibration certificate contains measuring points which are recorded starting from zero in 5 steps (distributed as evenly as possible over the measuring range) until the nominal sensor value is reached. In this process, the change of the physical input variable takes place with increasing and decreasing signal with unchanged installation position of the sensor.</p> <p>Calibration is performed in conjunction with a transducer (sensor) for physical quantities and is based on the procedure specified in the sensor data sheet.</p>
Special factory calibration certificate for measurement chains (WKS)	
On request	We are happy to calibrate sensors and measurement chains to the customer's specification.
Calibration certificate with accreditation symbol for measurement chains (DKD)	
Optional available	<p>Our ISO 17025 accredited calibration laboratory (DAkkS) offers accredited calibration certificates according to its scope of services. The applied calibration procedures can also be taken from the data sheet of the used transducer (sensor).</p> <p>Calibration is performed in conjunction with a transducer (sensor) for physical quantities.</p>

Example order

PROFINET 4-channel instrumentation amplifiers with compression load cells			
4 x		Miniature compression load cell	Model 8402-6005-N000S000
1 x		Fieldbus controller	Model 9251-V3000
4 x		Universal instrumentation amplifier	Model 9250-V000010
4 x		Compensation of measurement chain	92ABG
EtherCAT 1-channel fieldbus controller with tension and compression load cell			
1 x		Precision miniature tension and compression load cell	Model 8431-5500-T000S000
1 x		Fieldbus controller with strain gage input	Model 9251-V1100
1 x		Compensation of measurement chain with TEDS sensors	92ABG-2

Order Code

9	2	5	1	-	V			0	0
---	---	---	---	---	---	--	--	---	---

Fieldbuses	
■ EtherCAT	1
■ PROFINET	3
■ EtherNet/IP *	4
Analog input signals	
■ None	0
■ Measuring input: Strain gage, Potentiometer, ±10 V **	1

* expected to be available from Q1/2023

** expected to be available from Q1/2023