

LOGO.S

with steel facing

Product Information

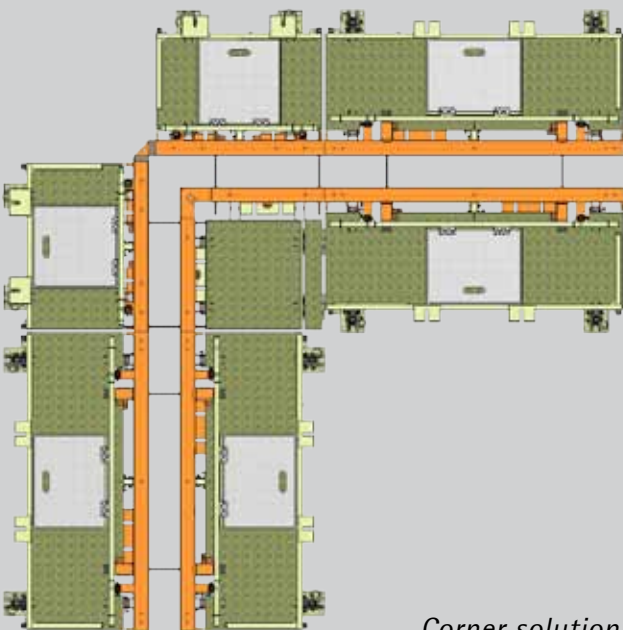


Service in Formwork + Shoring

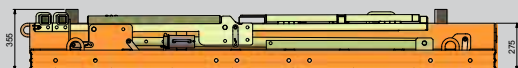
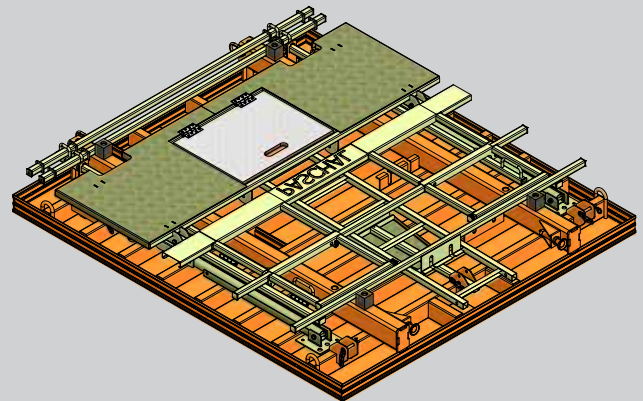
LOGO.S with steel facing

Large-size system for residential and commercial buildings, industrial construction, civil engineering, reservoir construction

- Panels with foldable, integrated working platforms and accessories → time-saving during assembly
- Panel widths: 90cm, 135cm and 240cm (inside corner post and 5cm fillers to form corners and different wall thicknesses)
- Inside corner post 25x25x270 cm to form rectangular wall constructions
- Walls up to 265 cm height with only 0,3 ties/m² in concrete, due to tie point at edge of the panel frame
- No impressions of bolts or rivet heads → perfect concrete finish
- Stepless height offset of panels is possible easily due to clamp connection
- Completely compatible with LOGO.3



Corner solution



Folded together the panels are a compact unit with a fixed multi-functional working platform "Multip".