



sun | power VR L

Series OPzV/OPzV bloc

Valve regulated lead-acid
batteries for cyclic applications

Abbildungen ähnlich

sun | power VR L Series OPzV

Typical applications:

- Village power supplies
- Hybrid systems
- Peak Shaving/voltage stabilisation
- Stations of mobile communications
- Sustainable tourism
- Cathodic corrosion protection
- Pumping systems

Your benefits:

- Maintenance-free regarding water refilling – due to innovative Gel-technology
- Very high cycle stability during PSoC¹ operation – due to tubular plate design with efficient charge current acceptance
- Maximum compatibility – dimensions according to DIN 40742
- Optimal space utilization – due to possibility of horizontal arrangement²
- Higher short-circuit safety even during the installation – based on HOPPECKE system connectors

sun | power VR L Series OPzV bloc

Typical applications:

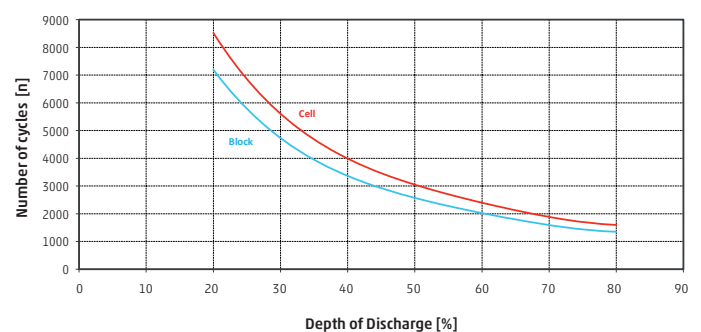
- Solar home storage systems
- Hybrid systems
- Signalling systems
- Street lighting
- Stations of mobile communications
- Medical care facilities
- Cathodic corrosion protection

Your benefits:

- Maintenance-free regarding water refilling – due to innovative Gel-technology
- Very high cycle stability during PSoC¹ operation – due to tubular plate design with efficient charge current acceptance
- Maximum compatibility – dimensions according to DIN 40744
- Easy assembly and installation – battery lid with integral handle
- Higher short-circuit safety even during the installation – based on HOPPECKE system connectors



Service life in cycles and Depth of Discharge



¹ Partial State of Charge ² Operating in a horizontal position is only possible with special variant. Please consider when ordering!



Capacities, dimensions and weights

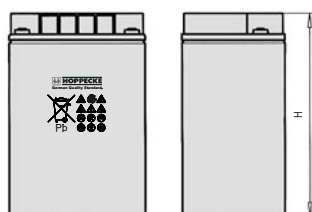
| Series OPzV bloc | Nominal voltage V | C ₁₀₀ /1.85 V Ah | C ₅₀ /1.85 V Ah | C ₂₄ /1.83 V Ah | C ₁₀ /1.80 V Ah | C ₅ /1.77 V Ah | ca. Weight kg | max.* Length L mm | max.* Width W mm | max.* Height H mm | Fig. |
|------------------------|-------------------|-----------------------------|----------------------------|----------------------------|----------------------------|---------------------------|---------------|-------------------|------------------|-------------------|------|
| sun power VRL 12-70 | 12 | 70 | 65 | 58 | 57 | 51 | 40.0 | 272 | 205 | 383 | A |
| sun power VRL 12-120 | 12 | 130 | 125 | 118 | 114 | 101 | 52.5 | 272 | 205 | 383 | A |
| sun power VRL 12-180 | 12 | 200 | 190 | 175 | 171 | 152 | 75.5 | 380 | 205 | 383 | A |
| sun power VRL 6-250 | 6 | 270 | 250 | 235 | 228 | 202 | 51.0 | 272 | 205 | 383 | B |
| sun power VRL 6-300 | 6 | 330 | 315 | 293 | 285 | 253 | 66.0 | 380 | 205 | 383 | B |
| sun power VRL 6-370 | 6 | 400 | 375 | 350 | 342 | 304 | 73.0 | 380 | 205 | 383 | B |

| Series OPzV | Nominal voltage V | C ₁₀₀ /1.85 V Ah | C ₅₀ /1.85 V Ah | C ₂₄ /1.83 V Ah | C ₁₀ /1.80 V Ah | C ₅ /1.77 V Ah | ca. Weight kg | max.* Length L mm | max.* Width W mm | max.* Height H mm | Fig. |
|--------------------------|-------------------|-----------------------------|----------------------------|----------------------------|----------------------------|---------------------------|---------------|-------------------|------------------|-------------------|------|
| sun power VRL** 2-250 | 2 | 287 | 264 | 243 | 214 | 198 | 18.3 | 105 | 208 | 420 | C |
| sun power VRL** 2-310 | 2 | 359 | 329 | 304 | 267 | 248 | 22.3 | 126 | 208 | 420 | C |
| sun power VRL** 2-370 | 2 | 430 | 395 | 365 | 320 | 298 | 26.5 | 147 | 208 | 420 | C |
| sun power VRL** 2-420 | 2 | 478 | 453 | 428 | 412 | 364 | 29.9 | 126 | 208 | 535 | C |
| sun power VRL** 2-520 | 2 | 574 | 543 | 513 | 495 | 437 | 35.1 | 147 | 208 | 535 | C |
| sun power VRL** 2-620 | 2 | 670 | 634 | 599 | 577 | 510 | 42.1 | 168 | 208 | 535 | C |
| sun power VRL** 2-750 | 2 | 847 | 802 | 762 | 718 | 625 | 48.7 | 147 | 208 | 710 | C |
| sun power VRL** 2-875 | 2 | 990 | 935 | 888 | 838 | 729 | 61.3 | 215 | 193 | 710 | D |
| sun power VRL** 2-1000 | 2 | 1130 | 1070 | 1016 | 957 | 833 | 65.9 | 215 | 193 | 710 | D |
| sun power VRL** 2-1125 | 2 | 1271 | 1203 | 1143 | 1077 | 938 | 75.6 | 215 | 235 | 710 | D |
| sun power VRL** 2-1250 | 2 | 1412 | 1337 | 1270 | 1197 | 1042 | 80.5 | 215 | 235 | 710 | D |
| sun power VRL** 2-1375 | 2 | 1553 | 1471 | 1397 | 1316 | 1146 | 89.3 | 215 | 277 | 710 | D |
| sun power VRL** 2-1500 | 2 | 1695 | 1604 | 1524 | 1436 | 1250 | 94.6 | 215 | 277 | 710 | D |
| sun power VRL** 2-1700 | 2 | 1955 | 1870 | 1785 | 1570 | 1315 | 110.0 | 215 | 277 | 855 | D |
| sun power VRL** 2-2000 | 2 | 2281 | 2182 | 2082 | 1832 | 1534 | 136.5 | 215 | 400 | 815 | E |
| sun power VRL** 2-2300 | 2 | 2607 | 2493 | 2380 | 2093 | 1753 | 152.9 | 215 | 400 | 815 | E |
| sun power VRL** 2-2600 | 2 | 2933 | 2805 | 2677 | 2355 | 1973 | 173.0 | 215 | 490 | 815 | F |
| sun power VRL** 2-2900 | 2 | 3258 | 3117 | 2975 | 2617 | 2192 | 186.5 | 215 | 490 | 815 | F |
| sun power VRL** 2-3200 | 2 | 3584 | 3428 | 3272 | 2878 | 2411 | 214.7 | 215 | 580 | 815 | F |
| sun power VRL** 2-3500 | 2 | 3910 | 3740 | 3570 | 3140 | 2630 | 222.3 | 215 | 580 | 815 | F |

C₁₀ and C₁₀₀ = Capacity at 10 h and 100 h discharge

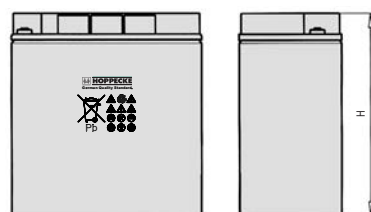
* according to DIN 40742 data to be understood as maximum values
** also for horizontal application usage

Fig. A Series OPzV bloc



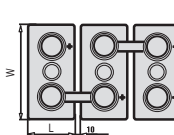
sun | power VRL 12-70 -
sun | power VRL 12-180

Fig. B Series OPzV bloc



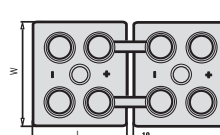
sun | power VRL 6-250 -
sun | power VRL 6-370

Fig. C Series OPzV



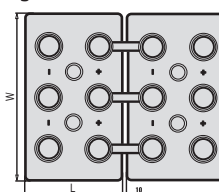
sun | power VRL 2-250 -
sun | power VRL 2-750

Fig. D Series OPzV



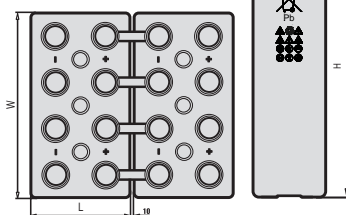
sun | power VRL 2-875 -
sun | power VRL 2-1700

Fig. E Series OPzV



sun | power VRL 2-2000 -
sun | power VRL 2-2300

Fig. F Series OPzV



sun | power VRL 2-2600 -
sun | power VRL 2-3500

**Optimal environmental compatibility -
closed loop for recovery of materials in an accredited recycling system**
IEC 60896-21 · IEC 61427

HOPPECKE Batterien GmbH & Co. KG
Bontkirchener Str. 1
D - 59929 Brilon
Germany
Tel.: +49 (0) 2963 61-374
Fax: +49 (0) 2963 61-270
E-Mail: solar@hoppecke.com

