

Medecom MIP/MPR Mode

Available on Diagnostic workstation Med Mammo, Med Diag

Features

- ✓ The MIP/MPR Mode is available on our diagnostic workstation **Med Mammo & Med Diag**
- ✓ MPR Mode is available from **CT, MRI, ConeBeam exams**
- ✓ Dedicated icon MPR gives instantly access to different functionalities
- ✓ **Quick export of images of interest**
- ✓ **Very ergonomic mode**

Functionalities

- ✓ **Easy access to double oblique mode** to cut through volume following a different angle of incidence from standard views
- ✓ **Point-to-point curve setting eases** panoramic reconstruction, especially for dental applications
- ✓ **Cut thickness and rake sizes** (window of interest cuts) can simply be adjusted
- ✓ **Smooth and intuitive :**
 - **Navigation**
 - **Reformatting**
 - **Exporting of interested images**
 - **Communication with PACS**
- ✓ Axial, coronal, sagittal and 3D views simultaneously.

3D Navigation

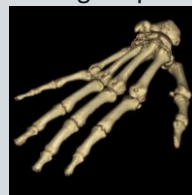
Different renders are available at your finger tips to visualize exams in a 3D volume form




MIP: Maximum intensity Projection
MinIP: Minimum Intensity Projection
AIP : Average Intensity Projection



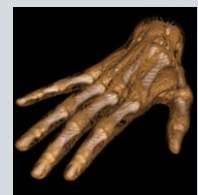
Bones and Skin :
 False color display brings out bones and skin



Bones :
 False color display brings out bones



Skin :
 False color display brings out the skin



Muscle :
 False color display brings out muscles



Medecom is a private French company, created in 2000. Medecom counts more than 4 000 installations in 30 countries through a strong distribution network & OEM partnerships.